



MONTHLY REVENUE COLLECTION

March 2019

1.51 billion
2019, Inclusive of USD Collection

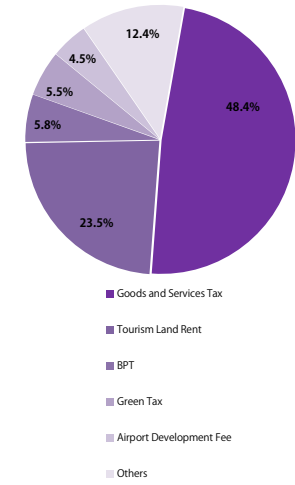
72.1 million
US Dollar Revenue Collection (USD)
for March 2019

-2.1%
Total Revenue Collection
Compared to March 2018

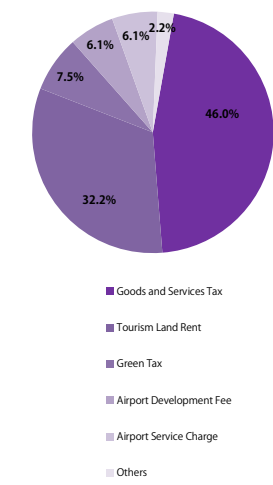
-15.1%
Total Revenue Collection
Compared to Forecast for March 2019

Compared to the corresponding period of 2018, GST Revenue declined due to non-payment from taxpayers, despite the tourist arrivals increased by 16% compared to last year. Similarly, when compared against projection, revenue received from Tourism Land Rent decreased due to non-payment from some of the taxpayers while other taxpayers did not settle their dues by deadline.

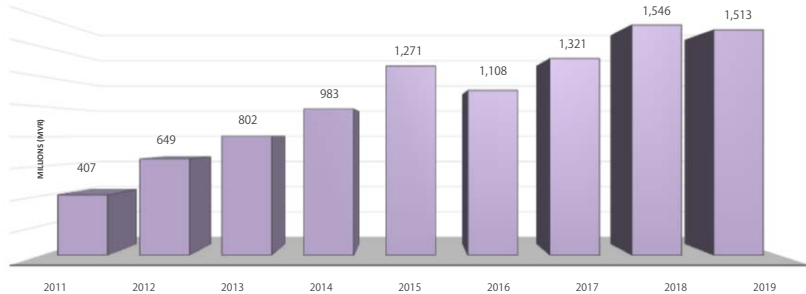
Contribution to Total Revenue



Contribution to US\$ Revenue



Collection of March 2011 - 2019



Business Permits: Company Annual Fee, Company Registration Fee, Co-operative Society Registration Fee, Co-operative Society Annual Fee, Foreign Business Fee, Foreign Investment Administration Fee, Import Trade Fee, Trade Registry Fee, Restaurant, Café, Canteen Fee, Partnership Annual Fee, Dive school Registration Fee, Guest House Registration Fee, Other Registrations & License Fees, Motor Vehicle and Vessel Registration Fee, Sale of Tender Documents, Bank Mortgage Registration Fee, Sole Traders Registration Fee, Sale of pass

Royalties: Duty Free Royalty, Fishing Royalty, Foreign Investment Royalty, Fuel Re-export Royalty, Re-export Royalty, Skipjack Industry Royalty, Yellowfin Tuna Export Royalty

Non-Tourism Property Income: Commercial Land Rent, Government Buildings Rent, Long Term Agricultural Leased Islands Rent, Rent from Floating Jetty, Uninhabited Islands Rent

Proceeds from Sale of Assets: Sale of Government Land, Sale of Government Land, Sale of Items at Auction

Others: Reimbursement from previous year budget, Sadaqah, Repayment of student loan

		March 2019				January - March			
		MVR	USD	Total (MVR)	Share of Revenue	MVR	USD	Total (MVR)	Share of Revenue
Tax Revenues	2019 ->	317,825,976	43,288,640	981,514,876	64.9%	1,684,141,319	144,914,566	3,906,060,180	79.4%
	2018 ->	371,636,762	44,250,508	1,050,864,339	68.0%	1,695,021,178	150,625,990	4,006,930,646	80.2%
Airport Service Charge	2019 ->	0	4,376,657	67,109,785	4.4%	0	12,518,194	191,937,324	3.9%
	2018 ->	0	3,849,854	59,094,361	3.8%	0	11,708,296	179,672,116	3.6%
Bank Profit Tax	2019 ->	0	0	0	0.0%	7,765	0	7,765	0.0%
	2018 ->	211,493	0	211,493	0.0%	1,268,958	0	1,268,958	0.0%
Business Profit Tax	2019 ->	82,089,367	323,337	87,049,157	5.8%	878,522,101	14,652,849	1,107,994,045	22.4%
	2018 ->	112,308,775	41,777	112,950,111	7.3%	882,674,399	14,665,524	1,107,813,869	22.2%
BPT	2019 ->	19,296,915	323,337	24,256,705	1.6%	651,827,825	876,299,679	1,788,299,679	17.8%
	2018 ->	64,338,690	41,777	64,980,206	4.2%	666,893,181	14,665,524	892,032,651	17.8%
Withholding Tax	2019 ->	62,792,453	0	62,792,453	4.2%	226,694,276	0	226,694,276	4.6%
	2018 ->	47,970,085	0	47,970,085	3.1%	215,781,218	0	215,781,218	4.3%
Green Tax	2019 ->	45,304	5,424,219	83,168,169	5.5%	0	15,726,055	241,149,164	4.9%
	2018 ->	45,304	4,989,228	76,620,289	5.0%	48,527	16,717,592	256,574,391	5.1%
Goods and Services Tax	2019 ->	223,664,465	33,164,247	732,112,866	48.4%	761,309,841	102,017,282	2,325,667,516	47.3%
	2018 ->	243,813,334	35,369,649	786,730,230	50.9%	762,607,672	107,534,583	2,413,179,691	48.3%
Goods and Services Tax (General)	2019 ->	223,664,465	0	223,664,465	14.8%	761,309,841	0	761,309,841	15.5%
	2018 ->	243,773,982	0	243,773,982	15.8%	762,547,441	0	762,547,441	15.3%
Goods and Services Tax (Tourism Sector)	2019 ->	39,352	33,164,247	508,448,402	33.6%	0	102,017,282	1,564,357,675	31.8%
	2018 ->	39,352	35,369,649	542,956,248	35.1%	60,231	107,534,583	1,650,632,249	33.0%
Land Sales Tax	2019 ->	1,050,198	0	1,050,198	0.1%	7,819,775	0	7,819,775	0.2%
	2018 ->	1,744,371	0	1,744,371	0.1%	7,888,896	0	7,888,896	0.2%
Remittance Tax	2019 ->	8,165,653	180	8,168,407	0.5%	26,282,948	180	26,285,702	0.5%
	2018 ->	9,421,731	0	9,421,731	0.6%	27,980,386	0	27,980,386	0.6%
Revenue Stamp	2019 ->	2,856,293	0	2,856,293	0.2%	10,198,888	0	10,198,888	0.2%
	2018 ->	4,091,755	0	4,091,755	0.3%	12,552,348	0	12,552,348	0.3%
Fees and Charges	2019 ->	88,809,879	28,844,119	531,033,739	35.1%	272,597,059	48,237,481	1,013,157,820	20.6%
	2018 ->	76,938,495	27,198,605	494,716,118	32.0%	237,107,194	49,055,248	990,849,244	19.8%
Airport Development Fee	2019 ->	0	4,390,892	67,327,626	4.5%	0	12,551,216	192,774,709	3.9%
	2018 ->	0	3,875,430	59,718,585	3.9%	0	11,713,449	180,580,838	3.6%
Construction Period Extension Fee	2019 ->	0	795,000	12,188,584	0.8%	0	1,805,000	27,680,384	0.6%
	2018 ->	0	465,000	7,126,650	0.5%	0	1,695,000	16,790,550	0.3%
Corporate Social Responsibility Fee	2019 ->	0	0	0	0.0%	0	0	0	0.0%
	2018 ->	0	0	0	0.0%	0	500,000	7,680,000	0.2%
Business Permits	2019 ->	8,814,748	64,095	9,797,268	0.6%	17,533,950	197,380	20,559,252	0.4%
	2018 ->	9,339,117	13,500	9,546,391	0.6%	17,807,732	136,035	19,894,980	0.4%
Import Trade Fee	2019 ->	687,450	0	687,450	0.4%	3,326,000	0	3,326,000	0.1%
	2018 ->	328,895	0	328,895	0.2%	2,965,698	0	2,965,698	0.1%
Company Annual Fee	2019 ->	6,806,208	0	6,806,208	0.4%	10,320,878	0	10,320,878	0.2%
	2018 ->	6,935,500	0	6,935,500	0.4%	10,469,925	0	10,469,925	0.2%
Company Registration Fee	2019 ->	172,289	0	172,289	0.0%	859,949	0	859,949	0.0%
	2018 ->	921,918	0	921,918	0.1%	1,172,082	0	1,172,082	0.0%
Restaurant, Café, Canteen Fee	2019 ->	152,300	0	152,300	0.0%	591,770	0	591,770	0.0%
	2018 ->	70,200	0	70,200	0.0%	493,575	0	493,575	0.0%
Foreign Investment Administration Fee	2019 ->	30,840	8,000	153,633	0.0%	92,520	30,000	552,513	0.0%
	2018 ->	30,840	6,000	123,040	0.0%	92,520	28,000	522,420	0.0%
Tourism Registration and License Fee	2019 ->	125,500	56,095	985,227	0.1%	316,800	167,380	2,882,109	0.1%
	2018 ->	105,000	7,500	220,074	0.0%	281,800	108,035	1,939,148	0.0%
Other Business Permits	2019 ->	840,161	0	840,161	0.1%	2,026,033	0	2,026,033	0.0%
	2018 ->	946,764	0	1,016,964	0.1%	2,332,140	0	2,332,140	0.0%
Fines	2019 ->	10,302,748	227,228	13,790,678	0.9%	47,005,585	1,367,761	67,953,596	1.4%
	2018 ->	10,553,977	229,479	14,076,915	0.9%	34,394,761	2,247,007	68,817,982	1.4%
Land Acquisition and Conversion Fee	2019 ->	0	23,298	357,069	0.0%	0	183,893	2,816,799	0.1%
	2018 ->	0	1,138,971	17,492,891	1.1%	1,372,399	6,214,889	96,790,369	1.9%
Lease Period Extension Fee	2019 ->	0	0	0	0.0%	0	5,000,000	76,500,000	1.6%
	2018 ->	0	0	0	0.0%	0	0	0	0.0%
Non-Tourism Property Income	2019 ->	11,339,374	8,000	11,461,934	0.8%	35,755,393	30,850	36,228,610	0.7%
	2018 ->	10,942,343	110,609	12,637,116	0.8%	39,661,385	110,609	41,356,158	0.8%
Commercial Land Rent	2019 ->	7,796,597	0	7,796,597	0.5%	22,782,088	0	22,782,088	0.5%
	2018 ->	7,518,602	0	7,518,602	0.5%	25,898,173	0	25,898,173	0.5%
Government Buildings Rent	2019 ->	227,120	0	227,120	0.0%	913,860	0	913,860	0.0%
	2018 ->	309,620	0	309,620	0.0%	1,003,760	0	1,003,760	0.0%
Industrial Land Rent	2019 ->	567,267	0	567,267	0.0%	2,079,346	0	2,079,346	0.0%
	2018 ->	562,452	0	562,452	0.0%	2,121,350	0	2,121,350	0.0%
Long-term Agricultural Leased Islands Rent	2019 ->	1,944,462	8,000	2,067,022	0.1%	4,446,435	30,850	4,919,742	0.1%
	2018 ->	1,731,677	110,609	3,426,450	0.2%	4,482,527	110,609	6,177,299	0.1%
Uninhabited Islands Rent	2019 ->	797,928	0	797,928	0.1%	5,515,574	0	5,515,574	0.1%
	2018 ->	813,992	0	813,992	0.1%	6,137,576	0	6,137,576	0.1%
Other Non-Tourism Property Income	2019 ->	6,000	0	6,000	0.0%	18,000	0	18,000	0.0%
	2018 ->	6,000	0	6,000	0.0%	18,000	0	18,000	0.0%
Proceeds from Sale of Assets	2019 ->	774,700	0	774,700	0.1%	5,912,590	0	5,912,590	0.1%
	2018 ->	1,013,357	0	1,013,357	0.1%	3,355,563	0	3,355,563	0.1%
Sale of Government Land	2019 ->	741,684	0	741,684	0.1%	5,775,591	0	5,775,591	0.1%
	2018 ->	921,511	0	921,511	0.1%	3,025,824	0	3,025,824	0.1%
Other Proceeds from Sale of Assets	2019 ->	33,016	0	33,016	0.0%	136,999	0	136,999	0.0%
	2018 ->	91,846	0	91,846	0.0%	329,739	0	329,739	0.0%
Resident Permit	2019 ->	24,734,050	0	24,734,050	1.6%	86,357,890	0	86,357,890	1.8%
	2018 ->	23,502,250	0	23,502,250	1.5%	73,939,250	0	73,939,250	1.5%
Royalties	2019 ->	16,881,744	1,201	16,900,142	1.1%	30,297,159	4,540	30,366,789	0.6%
	2018 ->	8,103,789	474	8,111,074	0.5%	22,997,109	3,973	23,058,100	0.5%
Duty Free Royalty	2019 ->	16,881,744	0	16,881,744	1.1%	30,297,159	0	30,297,159	0.6%
	2018 ->	8,103,789	0	8,103,789	0.5%	22,997,109	0	22,997,109	0.5%
Fuel Re-export Royalty	2								