



MONTHLY REVENUE COLLECTION

May 2019

1.09 billion

43.0 million

3.4%

-5.5%

Total Revenue Collection (MVR) for May 2019, Inclusive of USD Collection

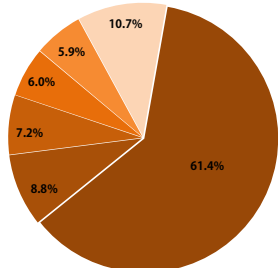
US Dollar Revenue Collection (USD) for May 2019

Total Revenue Collection Compared to May 2018

Total Revenue Collection Compared to Forecast for May 2019

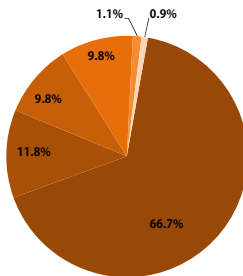
In comparison to May 2018, increment was observed for GST, BPT and Green Tax. The favourable outcome in tourism related revenues is due to the significant increment in tourist arrivals of April 2019. Tourist arrivals increased by 36.3% compared to the corresponding period of 2018. However, due to the decrement in the Bank Profit Tax, actual revenue is lower than the forecasted revenue.

Contribution to Total Revenue



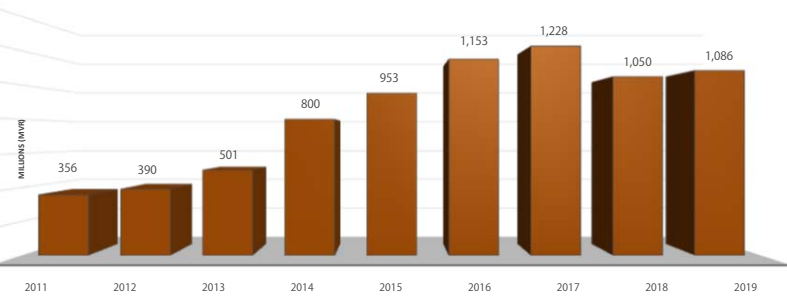
- Goods and Services Tax
- Business Profit Tax
- Green Tax
- Airport Development Fee
- Airport Service Charge
- Others

Contribution to US\$ Revenue



- Goods and Services Tax
- Green Tax
- Airport Development Fee
- Airport Service Charge
- Tourism Land Rent
- Others

Collection of May 2011 - 2019



Business Permits: Company Annual Fee, Company Registration Fee, Co-operative Society Registration Fee, Co-operative Society Annual Fee, Foreign Business Fee, Foreign Investment Administration Fee, Import Trade Fee, Trade Registry Fee, Restaurant, Caf , Canteen Fee, Partnership Annual Fee, Dive school Registration Fee, Guest Trader Registration Fee, Other Registrations & License Fees, Motor Vehicle and Vessel Registration Fee, Sale of Tender Documents, Bank Mortgage Registration Fee, Sole Traders Registration Fee, Sale of pass

Royalties: Duty Free Royalty, Fishing Royalty, Foreign Investment Royalty, Fuel Re-export Royalty, Re-export Royalty, Skipjack Industry Royalty, Yellowfin Tuna Export Royalty

Non-Tourism Property Income: Commercial Land Rent, Government Buildings Rent, Long Term Agricultural Leased Islands Rent, Rent from Floating Jetty, Uninhabited Islands Rent

Proceeds from Sale of Assets: Sale of Government Land, Sale of Government Land, Sale of Government Land, Sale of Items at Auction

Others: Reimbursement from previous year budget, Sadaqah, Repayment of student loan

		May 2019				January - May			
		MVR	USD	Total (MVR)	Share of Revenue	MVR	USD	Total (MVR)	Share of Revenue
Tax Revenues	2019 →	353,198,861	37,914,783	935,064,234	86.1%	2,412,441,844	231,025,982	5,956,100,409	81.3%
	2018 →	393,965,977	33,394,744	906,362,904	86.4%	2,442,478,148	223,589,472	5,874,069,437	81.5%
Airport Service Charge	2019 →	0	4,190,538	64,272,880	5.9%	0	21,503,857	329,768,856	4.5%
	2018 →	0	3,736,210	57,338,715	5.5%	0	19,018,694	291,845,739	4.0%
Bank Profit Tax	2019 →	20,097,055	0	20,097,055	1.9%	20,104,820	0	20,104,820	0.3%
	2018 →	98,706,622	0	98,706,622	9.4%	99,974,980	0	99,974,980	1.4%
Business Profit Tax	2019 →	95,242,024	10,421	95,401,674	8.8%	1,038,636,597	14,979,492	1,268,119,805	17.3%
	2018 →	57,275,899	182,250	60,069,033	5.7%	1,008,250,570	15,021,050	1,238,841,296	17.2%
BPT	2019 →	26,684,515	10,421	26,844,164	2.5%	690,577,326	14,979,492	920,060,234	12.6%
	2018 →	6,292,723	12,894	8,253,632	0.8%	678,223,961	14,912,337	907,149,746	12.6%
Withholding Tax	2019 →	68,557,509	0	68,557,509	6.3%	348,059,271	0	348,059,271	4.8%
	2018 →	50,983,176	54,356	51,181,571	4.9%	330,026,609	108,713	331,691,550	4.6%
Green Tax	2019 →	0	5,060,405	77,664,065	7.2%	0	26,333,400	402,426,959	5.5%
	2018 →	1,712	4,181,790	64,158,286	6.1%	50,747	25,775,717	395,594,266	5.6%
Goods and Services Tax	2019 →	227,127,806	28,653,419	666,896,584	61.4%	1,286,265,909	168,308,914	3,866,242,996	52.8%
	2018 →	222,320,072	25,294,261	610,425,044	58.2%	1,251,968,557	163,773,779	3,765,576,301	52.3%
Goods and Services Tax (General)	2019 →	227,127,806	0	227,127,806	20.9%	1,286,265,909	0	1,286,265,909	17.6%
	2018 →	222,176,357	0	222,176,357	21.2%	1,251,731,937	0	1,251,731,937	17.4%
Goods and Services Tax (Tourism Sector)	2019 →	0	28,653,419	439,768,778	40.5%	0	168,308,914	2,581,977,087	35.2%
	2018 →	143,714	25,294,261	388,248,687	37.0%	236,620	163,773,779	2,513,844,364	34.9%
Land Sales Tax	2019 →	153,225	0	153,225	0.0%	8,766,115	0	8,766,115	0.1%
	2018 →	3,795,406	0	3,795,406	0.4%	15,561,015	0	15,561,015	0.2%
Remittance Tax	2019 →	9,565,294	0	9,565,294	0.9%	44,463,185	180	44,463,369	0.6%
	2018 →	9,191,839	0	9,191,839	0.9%	46,887,195	0	46,887,195	0.7%
Revenue Stamp	2019 →	1,013,457	0	1,013,457	0.1%	14,207,788	0	14,207,788	0.2%
	2018 →	2,675,028	0	2,675,028	0.3%	19,785,085	0	19,785,085	0.3%
Fees and Charges	2019 →	72,863,054	5,048,422	150,631,497	13.9%	417,742,268	61,932,833	1,369,066,162	18.7%
	2018 →	68,927,182	4,820,784	143,145,453	13.6%	388,607,425	61,423,153	1,332,618,449	18.5%
Airport Development Fee	2019 →	0	4,205,354	64,838,221	6.0%	0	21,565,148	331,740,348	4.5%
	2018 →	0	3,740,289	57,636,634	5.5%	0	19,026,815	293,266,481	4.1%
Construction Period Extension Fee	2019 →	0	0	0	0.0%	0	0	2,205,000	0.0%
	2018 →	0	225,000	3,456,000	0.3%	0	1,440,000	22,089,300	0.3%
Corporate Social Responsibility Fee	2019 →	0	0	0	0.0%	0	0	0	0.0%
	2018 →	0	0	0	0.0%	0	500,000	7,680,000	0.1%
Business Permits	2019 →	1,847,840	11,085	2,017,916	0.2%	23,795,997	251,300	27,644,568	0.4%
	2018 →	2,135,314	15,530	2,373,406	0.2%	25,445,871	181,380	28,228,343	0.4%
Import Trade Fee	2019 →	611,505	0	611,505	0.1%	4,336,935	0	4,336,935	0.1%
	2018 →	522,215	0	522,215	0.1%	4,342,010	0	4,342,010	0.1%
Company Annual Fee	2019 →	358,150	0	358,150	0.0%	13,602,878	0	13,602,878	0.2%
	2018 →	388,400	0	388,400	0.0%	13,680,325	0	13,680,325	0.2%
Company Registration Fee	2019 →	151,994	0	151,994	0.0%	1,268,904	0	1,268,904	0.0%
	2018 →	331,564	0	331,564	0.0%	2,119,801	0	2,119,801	0.0%
Restaurant, Caf�, Canteen Fee	2019 →	121,900	0	121,900	0.0%	848,070	0	848,070	0.0%
	2018 →	99,200	0	99,200	0.0%	929,340	0	929,340	0.0%
Foreign Investment Administration Fee	2019 →	0	6,000	92,400	0.0%	123,360	40,000	736,673	0.0%
	2018 →	30,840	4,000	92,400	0.0%	215,880	46,000	922,400	0.0%
Tourism Registration and License Fee	2019 →	15,000	5,085	92,996	0.0%	406,900	211,030	3,642,158	0.0%
	2018 →	25,500	11,530	202,192	0.0%	372,400	135,380	2,448,711	0.0%
Other Business Permits	2019 →	589,291	0	589,291	0.1%	3,208,950	0	3,208,950	0.0%
	2018 →	737,595	0	737,595	0.1%	3,786,115	0	3,786,115	0.1%
Fines	2019 →	8,849,595	173,866	11,516,369	1.1%	66,104,883	2,164,564	99,274,564	1.4%
	2018 →	8,760,753	59,162	9,668,342	0.9%	63,161,665	3,011,231	109,306,805	1.5%
Land Acquisition and Conversion Fee	2019 →	0	99,298	1,524,978	0.1%	0	344,488	5,282,376	0.1%
	2018 →	0	261,142	4,003,681	0.4%	1,372,399	6,669,059	103,757,063	1.4%
Lease Period Extension Fee	2019 →	0	0	0	0.0%	0	5,000,000	76,500,000	1.0%
	2018 →	0	0	0	0.0%	0	0	0	0.0%
Non-Tourism Property Income	2019 →	9,943,855	0	9,943,855	0.9%	55,909,164	30,850	56,382,471	0.8%
	2018 →	9,124,399	0	9,124,399	0.9%	58,759,744	110,609	60,454,517	0.8%
Commercial Land Rent	2019 →	7,536,207	0	7,536,207	0.7%	38,513,667	0	38,513,667	0.5%
	2018 →	7,729,466	0	7,729,466	0.7%	41,370,510	0	41,370,510	0.6%
Government Buildings Rent	2019 →	389,620	0	389,620	0.0%	1,536,100	0	1,536,100	0.0%
	2018 →	282,620	0	282,620	0.0%	1,534,000	0	1,534,000	0.0%
Industrial Land Rent	2019 →	713,584	0	713,584	0.1%	3,434,373	0	3,434,373	0.0%
	2018 →	561,460	0	561,460	0.1%	3,307,565	0	3,307,565	0.0%
Long-term Agricultural Leased Islands Rent	2019 →	1,297,756	0	1,297,756	0.1%	6,862,263	30,850	7,335,571	0.1%
	2018 →	499,922	0	499,922	0.0%	6,320,961	110,609	8,015,733	0.1%
Uninhabited Islands Rent	2019 →	687	0	687	0.0%	5,532,761	0	5,532,761	0.1%
	2018 →	44,931	0	44,931	0.0%	6,196,709	0	6,196,709	0.1%
Other Non-Tourism Property Income	2019 →	6,000	0	6,000	0.0%	30,000	0	30,000	0.0%
	2018 →	6,000	0	6,000	0.0%	30,000	0	30,000	0.0%
Proceeds from Sale of Assets	2019 →	874,610	0	874,610	0.1%	8,307,396	0	8,307,396	0.1%
	2018 →	2,387,154	0	2,387,154	0.2%	9,110,082	0	9,110,082	0.1%
Sale of Government Land	2019 →	792,564	0	792,564	0.1%	8,029,663	0	8,029,663	0.1%
	2018 →	2,331,187	0	2,331,187	0.2%	8,655,209	0	8,655,209	0.1%
Other Proceeds from Sale of Assets	2019 →	82,046	0	82,046	0.0%	277,733	0	277,733	0.0%
	2018 →	55,966	0	55,966	0.0%	454,873	0	454,873	0.0%
Resident Permit	2019 →	23,731,420	0	23,731,420	2.2%	138,988,490	0	134,988,490	1.8%
	2018 →	23,664,500	0	23,664,500	2.3%	122,032,750	0	122,032,750	1.7%
Royalties	2019 →	6,902,906	565	6,911,579	0.6%	44,593,356	6,044	44,686,059	0.6%
	2018 →	5,565,559	802	5,577,865	0.5%	34,333,102	5,039	34,410,448	0.5%
Duty Free Royalty	2019 →	6,902,906	0	6,902,906	0.6%	44,593,356	0	44,593,356	0.6%
	2018 →	5,565,559	0	5,565,559	0.5%	34,333,102	0	34,333,102	0.5%
Fuel Re-export Royalty	2019 →	0	565	8,673	0.0%	0	6,044	92,704	0.0%
	2018 →	0	802	12,306	0.0%	0	5,039	77,346	0.0%
Ownership Transfer Tax	2019 →	0	5,000	76,800	0.0%	0	15,000	230,350	0.0%
	2018 →	0	5,000	76,750	0.0%	0	25,000	383,500	0.0%
Tourism Land Rent	2019 →	0	487,091	7,467,483	0.7%	0	29,970,914	460,343,967	6.3%
	2018 →	0	203,94						