

1.64 billion

Total Revenue Collection (MVR) for April 2022 (Inclusive of USD Collection)

73.35 million

US Dollar Revenue Collection (USD) for April 2022

15% ▲ An increment of 15% was recorded for April 2022 compared to April 2021


April 2022's revenue collection is higher than April 2021, mainly due to the receipt of Lease Period Extension Fee, increment of tourism related taxes, along with the revenue increment from the amendments brought to the Airport Taxes and Fees Act.

46.9% ▲ April 2022 revenue increased by 46.9% compare to the projection for April 2022

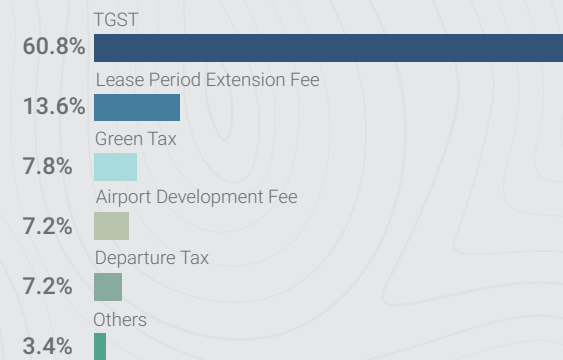
Compared to the forecasted revenue, revenue performance is favorable due to the increment in tourist related taxes and fees. Tourist arrivals of March 2022 is 3.9% higher than the forecasted arrivals. Furthermore, the receipt of Lease Period Extension Fee to extend lease period to 99 years had contributed to this increment in revenue.

Top Revenue Contributors

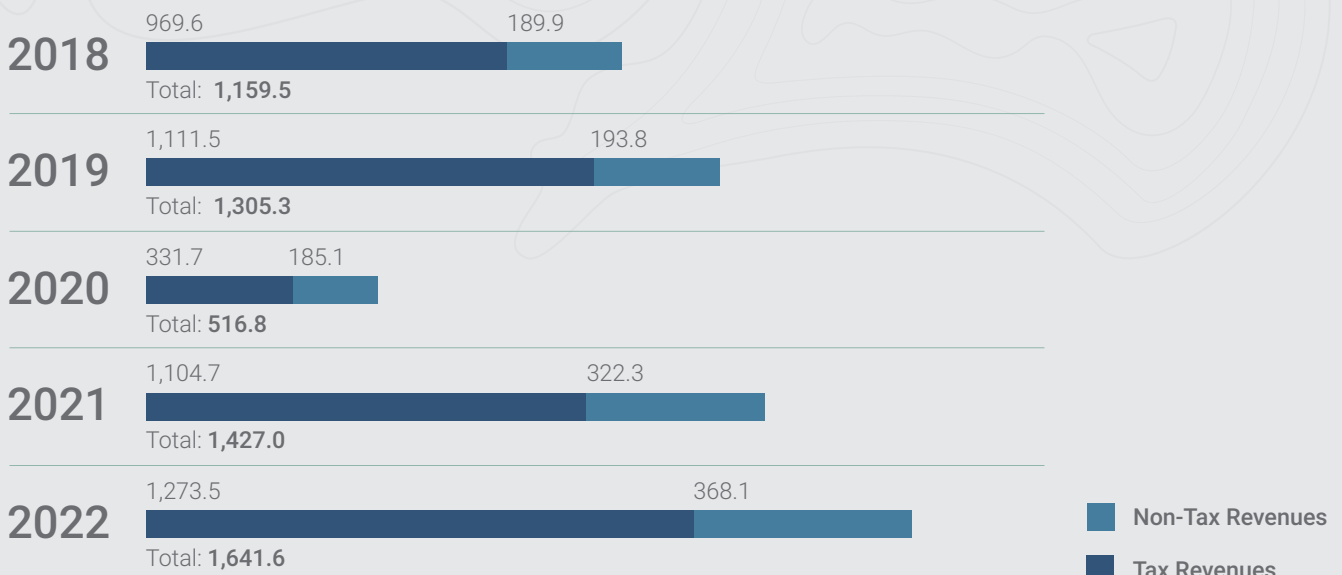
Contribution to Total Revenue



Contribution to USD Revenue



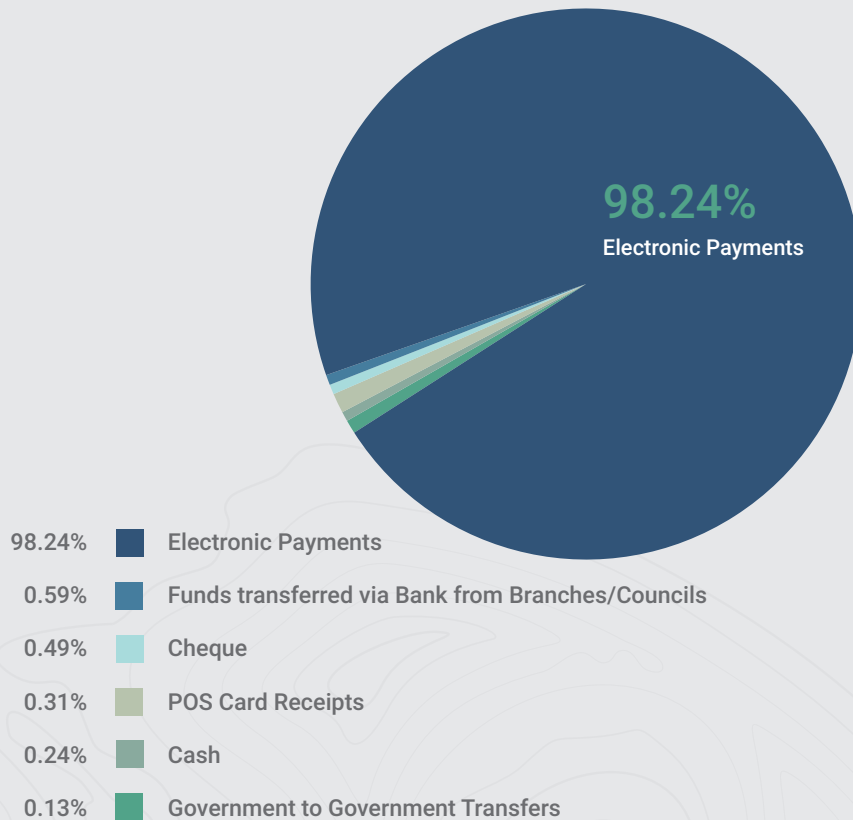
Collection of April 2018-2022 (in MVR millions)



■ Non-Tax Revenues
■ Tax Revenues

		April 2022				January - April 2022			
		MVR	USD	Total (MVR)	Share of Revenue	MVR	USD	Total (MVR)	Share of Revenue
Tax Revenues	2022 ->	421,134,576	55,574,090	1,273,479,504	77.6%	2,369,227,860	243,813,282	6,106,875,129	79.5%
	2021 ->	322,561,089	51,113,241	1,104,700,947	77.4%	1,959,517,052	169,618,164	4,557,348,719	81.1%
Departure Tax	2022 ->	0	5,265,017	80,684,443	4.9%	0	18,307,642	280,725,498	3.7%
	2021 ->	0	2,647,475	40,499,287	2.8%	0	9,050,133	138,538,777	2.5%
Business Profit Tax	2022 ->	2,360,453	29,676	2,815,980	0.2%	27,156,147	68,703	28,210,011	0.4%
	2021 ->	5,628,865	884,029	19,168,896	1.3%	37,435,977	1,300,249	57,351,956	1.0%
Business Profit Tax	2022 ->	2,141,710	29,676	2,597,237	0.2%	16,791,021	68,703	17,844,884	0.2%
	2021 ->	5,155,126	884,029	18,695,157	1.3%	35,131,912	1,300,249	55,047,891	1.0%
Withholding Tax	2022 ->	218,743	0	218,743	0.0%	10,365,126	0	10,365,126	0.1%
	2021 ->	473,739	0	473,739	0.0%	2,304,065	0	2,304,065	0.0%
Income Tax	2022 ->	124,564,790	17,568	124,834,069	7.6%	1,276,392,363	2,291,114	1,311,530,411	17.1%
	2021 ->	77,993,893	1,398,173	99,416,724	7.0%	1,026,933,427	3,837,568	1,085,769,075	19.3%
Income Tax - Companies and non-individuals	2022 ->	11,407,163	14,219	11,625,005	0.7%	452,074,113	1,928,003	481,640,963	6.3%
	2021 ->	6,046,239	1,398,173	27,469,071	1.9%	409,530,935	3,802,617	467,389,622	8.3%
Non-Resident Withholding Tax	2022 ->	91,082,046	0	91,082,046	5.5%	401,597,701	0	401,597,701	5.2%
	2021 ->	60,971,026	0	60,971,026	4.3%	235,429,443	0	235,429,443	4.2%
Individual Income Tax	2022 ->	22,075,581	3,349	22,127,018	1.3%	105,134,128	363,111	110,705,326	1.4%
	2021 ->	10,976,627	0	10,976,627	0.8%	73,886,355	0	74,423,316	1.3%
Individual Income Tax	2022 ->	432,767	3,349	484,204	0.0%	33,954,342	363,111	39,525,540	0.5%
	2021 ->	617,134	0	617,134	0.0%	36,994,814	34,951	37,531,775	0.7%
Employee Withholding Tax	2022 ->	21,642,814	0	21,642,814	1.3%	71,179,785	0	71,179,785	0.9%
	2021 ->	10,359,493	0	10,359,493	0.7%	36,891,541	0	36,891,541	0.7%
Bank Income Tax	2022 ->	0	0	0	0.0%	317,586,421	0	317,586,421	4.1%
	2021 ->	0	0	0	0.0%	308,086,694	0	308,086,694	5.5%
Green Tax	2022 ->	0	5,688,118	87,253,885	5.3%	0	24,761,813	379,591,270	4.9%
	2021 ->	0	6,243,102	95,536,886	6.7%	0	18,699,835	286,386,038	5.1%
Goods and Services Tax	2022 ->	294,209,333	44,573,710	977,891,127	59.6%	1,065,679,349	198,383,106	4,106,804,054	53.5%
	2021 ->	238,440,507	39,940,463	849,581,329	59.5%	893,076,993	136,730,379	2,987,232,217	53.2%
Goods and Services Tax (General Sector)	2022 ->	294,209,333	0	294,209,333	17.9%	1,065,679,349	0	1,065,679,349	13.9%
	2021 ->	238,440,507	0	238,440,507	16.7%	892,754,715	0	892,754,715	15.9%
Goods and Services Tax (Tourism Sector)	2022 ->	0	44,573,710	683,681,794	41.6%	0	198,383,106	3,041,124,705	39.6%
	2021 ->	0	39,940,463	611,140,822	42.8%	322,278	136,730,379	2,094,477,502	37.3%
Land Sales Tax	2022 ->	0	0	0	0.0%	0	0	0	0.0%
	2021 ->	0	0	0	0.0%	0	0	0	0.0%
Remittance Tax	2022 ->	0	0	0	0.0%	0	904	13,885	0.0%
	2021 ->	0	0	0	0.0%	0	0	0	0.0%
Revenue Stamp	2022 ->	0	0	0	0.0%	0	0	0	0.0%
	2021 ->	497,824	0	497,824	0.0%	2,070,656	0	2,070,656	0.0%
Non-Tax Revenues	2022 ->	94,855,252	17,772,615	368,111,191	22.4%	357,913,709	79,083,081	1,572,340,841	20.5%
	2021 ->	83,132,266	15,614,962	322,331,668	22.6%	291,963,362	50,080,157	1,059,520,334	18.9%
Airport Development Fee	2022 ->	0	5,312,369	81,916,730	5.0%	0	18,424,805	284,110,493	3.7%
	2021 ->	0	2,689,991	41,479,661	2.9%	0	9,175,539	141,486,812	2.5%
Construction Period Extension Fee	2022 ->	0	0	0	0.0%	0	0	0	0.0%
	2021 ->	0	0	0	0.0%	0	0	0	0.0%
Corporate Social Responsibility Fee	2022 ->	0	0	0	0.0%	0	37,500	575,835	0.0%
	2021 ->	0	134,000	2,045,820	0.1%	0	189,500	2,890,455	0.1%
Business Permits	2022 ->	3,484,579	11,335	3,658,661	0.2%	22,080,096	262,480	26,104,178	0.3%
	2021 ->	4,402,527	122,310	6,274,108	0.4%	19,852,489	476,310	27,147,712	0.5%
Company Annual Fee	2022 ->	2,152,220	0	2,152,220	0.1%	14,761,120	0	14,761,120	0.2%
	2021 ->	3,230,700	0	3,230,700	0.2%	14,418,580	0	14,418,580	0.3%
Company Registration Fee	2022 ->	304,333	0	304,333	0.0%	1,039,557	0	1,039,557	0.0%
	2021 ->	153,334	0	153,334	0.0%	848,624	0	848,624	0.0%
Foreign Investment Administration Fee	2022 ->	154,200	10,000	307,800	0.0%	1,619,100	80,000	2,845,750	0.0%
	2021 ->	385,500	80,000	1,610,800	0.1%	539,700	140,020	2,683,806	0.0%
Tourism Registration and License Fee	2022 ->	0	1,335	20,481	0.0%	150,100	120,980	2,005,224	0.0%
	2021 ->	15,000	42,310	661,281	0.0%	160,500	317,290	5,020,844	0.1%
Other Business Permits	2022 ->	873,826	0	873,826	0.1%	4,510,219	61,500	5,452,527	0.1%
	2021 ->	617,993	0	617,993	0.0%	3,885,085	19,000	4,175,858	0.1%
Fines	2022 ->	7,366,589	87,908	8,715,634	0.5%	32,715,406	383,436	38,598,187	0.5%
	2021 ->	8,331,340	3,195,663	57,194,992	4.0%	37,119,451	3,493,703	90,548,961	1.6%
Land Acquisition and Conversion Fee	2022 ->	0	44,774	685,043	0.0%	0	179,096	2,743,307	0.0%
	2021 ->	0	0	0	0.0%	0	811,000	12,440,740	0.2%
Lease Period Extension Fee	2022 ->	0	10,000,000	153,600,000	9.4%	0	15,000,000	230,150,000	3.0%
	2021 ->	0	0	0	0.0%	0	0	0	0.0%
Non-Tourism Property Income	2022 ->	9,228,064	0	9,228,064	0.6%	37,823,914	30,850	38,295,691	0.5%
	2021 ->	9,772,711	0	9,772,711	0.7%	36,301,699	16,000	36,547,379	0.6%
Commercial Land Rent	2022 ->	7,298,247	0	7,298,247	0.4%	29,363,355	0	29,363,355	0.4%
	2021 ->	6,677,413	0	6,677,413	0.5%	27,084,856	0	27,084,856	0.5%
Government Buildings Rent	2022 ->	111,912	0	111,912	0.0%	646,388	0	646,388	0.0%
	2021 ->	170,020	0	170,020	0.0%	834,080	0	834,080	0.0%
Industrial Land Rent	2022 ->	22,307	0	22,307	0.0%	189,941	0	189,941	0.0%
	2021 ->	23,257	0	23,257	0.0%	198,526	0	198,526	0.0%
Long-term Agricultural Leased Islands Rent	2022 ->	1,583,898	0	1,583,898	0.1%	6,157,345	30,850	6,299,122	0.1%
	2021 ->	2,888,821	0	2,888,821	0.2%	6,384,923	16,000	6,630,603	0.1%
Uninhabited Islands Rent	2022 ->	211,700	0	211,700	0.0%	1,466,884	0	1,466,884	0.0%
	2021 ->	1,200	0	1,200	0.0%	1,787,314	0	1,787,314	0.0%
Other Non-Tourism Property Income	2022 ->	0	0	0	0.0%	0	0	0	0.0%
	2021 ->	12,000	0	12,000	0.0%	12,000	0	12,000	0.0%
Proceeds from Sale of Assets	2022 ->	705,880	0	705,880	0.0%	5,540,522	0	5,540,522	0.1%
	2021 ->	323,003	0	323,003	0.0%	2,874,189	0	2,874,189	0.0%
Sale of Government Land	2022 ->	670,692	0	670,692	0.0%	5,495,912	0	5,495,912	0.1%
	2021 ->	268,305	0	268,305	0.0%	2,693,993	0	2,693,993	0.0%
Other Proceeds from Sale of Assets	2022 ->	35,188	0	35,188	0.0%	44,610	0	44,610	0.0%
	2021 ->	54,698	0	54,698	0.0%	180,197	0	180,197	0.0%
Resident Permit	2022 ->	380,500	0	380,500	0.0%	2,003,750	0	2,003,750	0.0%
	2021 ->	1,127,500	0	1,127,500	0.1%	41,943,870	0	41,943,870	0.7%
Royalties	2022 ->	4,889,397	0	4,889,397	0.3%	18,916,835	0	18,916,835	0.2%
	2021 ->	4,648,515	0	4,648,515	0.3%	16,488,873	8,399	16,617,374	0.3%
Duty Free Royalty	2022 ->	4,889,397	0	4,889,397	0.3%	18,916,835	0	18,916,835	0.2%
	2021 ->	4,648,515	0	4,648,515	0.3%	16,488,873	0	16,488,873	0.3%
Fuel Re-export Royalty	2022 ->	0	0	0	0.0%	0	0	0	0.0%
	2021 ->	0	0	0	0.0%	0	3,399	128,501	0.0%
Ownership Transfer Tax	2022 ->	0	15,000	229,550	0.0%	0	70,000	1,074,150	0.0%
	2021 ->	0	100,000	1,526,000	0.1%	0	200,000	3,062,000	0.1%
Tourism Land Rent	2022 ->	0	2,269,679	34,817,335	2.1%	0	44,495,565	682,339,950	8.9%
	2021 ->	0	9,343,488	142,960,728	10.0%	0	35,582,147	544,625,212	9.7%
Tourism Administration Fee	2022 ->	0	0	0	0.0%	0	100,000	1,532,000	0.0%
	2021 ->	0	0	0	0.0%	0	0	0	0.0%
Vehicle Fee	2022 ->	10,986,206	0	10,986,206	0.7%	48,545,787	0	48,545,787	0.6%
	2021 ->	10,392,431	0	10,392,431	0.7%	44,635,125	0	44,635,125	0.8%
Vessel Fee	2022 ->	1,585,23							

Payment Statistics



Refunds and Adjustments for April 2022

Amounts are in Maldivian Rufiyaa (MVR)

	Cash refunds	Adjustments
Tax Revenues	61,718.20	35,234.00
Income Tax	55,303.46	35,234.00
Income Tax - Companies and non-individuals	-	35,234.00
Non-Resident Withholding Tax	-	-
Individual Income Tax	55,303.46	-
Individual Income Tax	-	-
Employee Withholding Tax	55,303.46	-
Transport Operator Income Tax	-	-
Bank Income Tax	-	-
Green Tax	-	-
Goods and Services Tax	6,414.74	-
Goods and Services Tax (General Sector)	-	-
Goods and Services Tax (Tourism Sector)	6,414.74	-

The above table shows the adjustments to the revenue collection due to offsets claimed by taxpayers for advance tax payments. These adjustments are recorded and already reflected from the total collection figure of the respective tax types

Cash refunds shown above are excess payments made by taxpayers and the overpaid amounts are refunded to the taxpayers in cash. These amounts are not reflected in the collection table