



1.16 Billion

Total Revenue Collection (MVR) for June 2021, inclusive of USD Collection

55.13 Million

US Dollar Revenue Collection (USD) for June 2021

▲ **317.8%** An increment of 317.8% was recorded for June 2021 compared to June 2020

Reasons behind the increment in revenue:

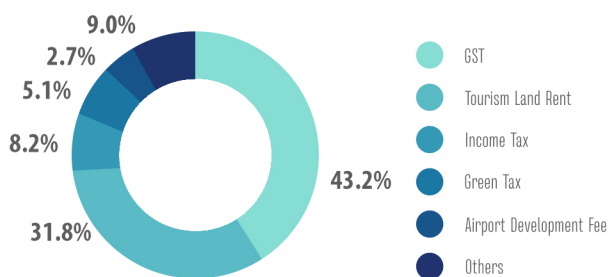
- Revenue of June 2021 is higher than June 2020, due to the increment in collection of Income Tax, TGST, GGST, Green Tax, Airport Development Fee, Airport Service Charge and Tourism Land Rent. Due to the lockdown initiated to prevent the spread of Covid-19 in 2020, and due to the cancellation of on-arrival tourist visas there was a steep decline in tourism sector and the whole economy leading to the lower collection of revenue in June 2020.

▲ **1.2%** June 2021 revenue increased by 1.2% compared to the projection for June 2021

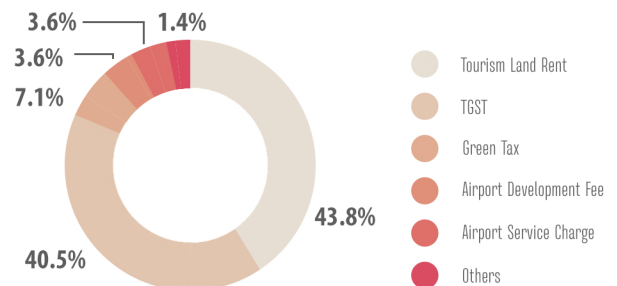
Reasons behind the increment in revenue:

- Overall increment in revenue compared to the forecast for the month is mainly due to the increment in collection of TGST, GGST, Income Tax, Green Tax, Airport Development Fee and Airport Service Charge over estimated amounts.

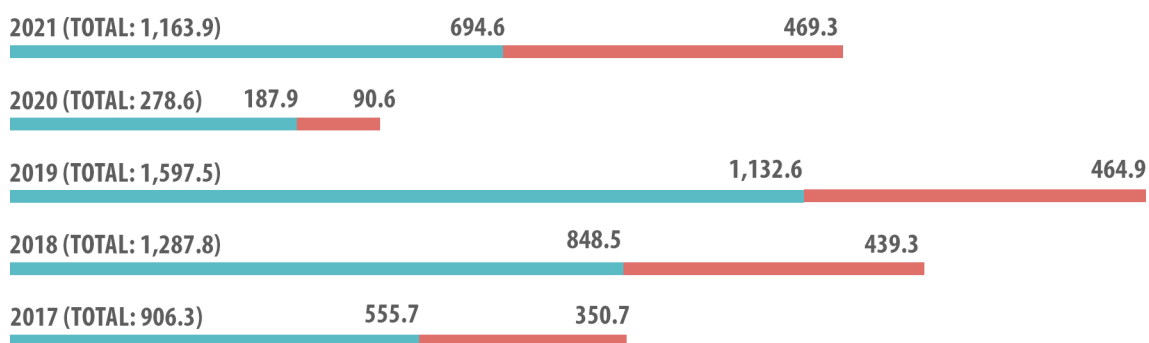
Contribution to Total Revenue



Contribution to US\$ Revenue



Collection of May 2017 -2021 (in millions)



| | | June 2021 | | | | January - June 2021 | | | |
|---|----------|-------------|------------|-------------|------------------|---------------------|-------------|---------------|------------------|
| | | MVR | USD | Total (MVR) | Share of Revenue | MVR | USD | Total (MVR) | Share of Revenue |
| Tax Revenues | 2021 --> | 260,982,367 | 28,323,558 | 694,556,364 | 59.7% | 2,433,901,706 | 227,502,398 | 5,917,993,794 | 78.2% |
| | 2020 --> | 128,388,038 | 3,882,002 | 187,942,574 | 67.5% | 1,873,824,353 | 160,777,682 | 4,338,876,150 | 80.9% |
| Airport Service Charge | 2021 --> | 0 | 1,972,235 | 30,221,354 | 2.6% | 0 | 13,219,802 | 202,456,674 | 2.7% |
| | 2020 --> | 0 | 369,123 | 5,664,532 | 2.0% | 0 | 16,028,587 | 245,608,027 | 4.6% |
| Business Profit Tax | 2021 --> | 4,576,997 | 105,963 | 6,199,484 | 0.9% | 52,815,049 | 1,487,551 | 75,595,239 | 1.0% |
| | 2020 --> | 4,208,885 | 695,860 | 14,880,615 | 5.3% | 757,651,390 | 18,255,345 | 1,037,619,513 | 19.3% |
| Business Profit Tax | 2021 --> | 3,891,985 | 105,963 | 5,514,472 | 0.5% | 49,412,433 | 1,487,551 | 72,192,623 | 1.0% |
| | 2020 --> | 2,184,630 | 695,860 | 12,856,360 | 4.6% | 666,825,719 | 18,255,345 | 946,793,842 | 17.6% |
| Withholding Tax | 2021 --> | 685,012 | 0 | 6,852,012 | 0.1% | 3,402,616 | 0 | 3,402,616 | 0.0% |
| | 2020 --> | 2,024,255 | 0 | 2,024,255 | 0.7% | 90,825,671 | 0 | 90,825,671 | 1.7% |
| Income Tax | 2021 --> | 94,743,194 | 30,016 | 95,200,391 | 8.2% | 1,192,795,348 | 3,882,848 | 1,252,321,289 | 16.5% |
| | 2020 --> | 31,189,449 | 0 | 31,189,449 | 11.2% | 210,199,581 | 0 | 210,199,581 | 3.9% |
| Income Tax - Companies and non-individuals | 2021 --> | 4,389,119 | 1,176 | 4,407,082 | 0.4% | 419,007,993 | 3,819,057 | 477,557,740 | 6.3% |
| | 2020 --> | 0 | 0 | 0 | 0.0% | 16,269 | 0 | 16,269 | 0.0% |
| Non-Resident Withholding Tax | 2021 --> | 78,630,105 | 0 | 78,630,105 | 6.8% | 368,410,904 | 0 | 368,410,904 | 4.9% |
| | 2020 --> | 20,808,537 | 0 | 20,808,537 | 7.5% | 197,610,141 | 0 | 197,610,141 | 3.7% |
| Individual Income Tax | 2021 --> | 11,723,970 | 28,840 | 12,163,203 | 1.0% | 97,289,758 | 63,791 | 98,265,952 | 1.3% |
| | 2020 --> | 2,436,156 | 0 | 2,436,156 | 0.9% | 4,628,415 | 0 | 4,628,415 | 0.1% |
| Individual Income Tax | 2021 --> | 982,705 | 28,840 | 1,421,938 | 0.1% | 38,534,422 | 63,791 | 39,510,616 | 0.5% |
| | 2020 --> | 0 | 0 | 0 | 0.0% | 0 | 0 | 0 | 0.0% |
| Employee Withholding Tax | 2021 --> | 10,741,266 | 0 | 10,741,266 | 0.9% | 58,755,336 | 0 | 58,755,336 | 0.8% |
| | 2020 --> | 2,436,156 | 0 | 2,436,156 | 0.9% | 4,628,415 | 0 | 4,628,415 | 0.1% |
| Transport Operator Income Tax | 2021 --> | 0 | 0 | 0 | 0.0% | 0 | 0 | 0 | 0.0% |
| | 2020 --> | 0 | 0 | 0 | 0.0% | 0 | 0 | 0 | 0.0% |
| Bank Income Tax | 2021 --> | 0 | 0 | 0 | 0.0% | 308,086,694 | 0 | 308,086,694 | 4.1% |
| | 2020 --> | 7,944,756 | 0 | 7,944,756 | 2.9% | 7,944,756 | 0 | 7,944,756 | 0.1% |
| Green Tax | 2021 --> | 0 | 3,913,529 | 59,900,371 | 5.1% | 0 | 26,054,863 | 398,962,587 | 5.3% |
| | 2020 --> | 0 | 256,623 | 3,936,607 | 1.4% | 0 | 18,516,469 | 283,878,558 | 5.3% |
| Goods and Services Tax | 2021 --> | 161,626,548 | 22,301,816 | 502,999,137 | 43.2% | 1,186,139,159 | 182,857,334 | 3,986,505,855 | 52.7% |
| | 2020 --> | 92,972,643 | 2,560,577 | 132,254,311 | 47.5% | 894,240,354 | 107,977,281 | 2,549,860,898 | 47.5% |
| Goods and Services Tax (General Sector) | 2021 --> | 161,626,548 | 0 | 161,626,548 | 13.9% | 1,185,816,881 | 0 | 1,185,816,881 | 15.7% |
| | 2020 --> | 92,949,189 | 0 | 92,949,189 | 33.4% | 894,240,354 | 0 | 894,240,354 | 16.7% |
| Goods and Services Tax (Tourism Sector) | 2021 --> | 0 | 22,301,816 | 341,372,589 | 29.3% | 322,278 | 182,857,334 | 2,800,688,974 | 37.0% |
| | 2020 --> | 23,454 | 2,560,577 | 39,305,122 | 14.1% | 23,454 | 107,977,281 | 1,655,620,543 | 30.9% |
| Land Sales Tax | 2021 --> | 0 | 0 | 0 | 0.0% | 0 | 0 | 0 | 0.0% |
| | 2020 --> | 0 | 0 | 0 | 0.0% | 794,758 | 0 | 794,758 | 0.0% |
| Remittance Tax | 2021 --> | 0 | 0 | 0 | 0.0% | 0 | 0 | 0 | 0.0% |
| | 2020 --> | 0 | 0 | 0 | 0.0% | 8,970,164 | 0 | 8,970,164 | 0.2% |
| Revenue Stamp | 2021 --> | 35,628 | 0 | 35,628 | 0.0% | 2,152,150 | 0 | 2,152,150 | 0.0% |
| | 2020 --> | 17,061 | 0 | 17,061 | 0.0% | 1,944,652 | 0 | 1,944,652 | 0.0% |
| Non-Tax Revenues | 2021 --> | 58,984,270 | 26,806,029 | 469,295,412 | 40.3% | 420,499,577 | 80,236,205 | 1,649,892,487 | 21.8% |
| | 2020 --> | 33,561,899 | 3,716,977 | 90,612,774 | 32.5% | 294,478,574 | 47,726,154 | 1,027,650,869 | 19.1% |
| Airport Development Fee | 2021 --> | 0 | 2,011,747 | 31,021,139 | 2.7% | 0 | 13,418,992 | 206,920,857 | 2.7% |
| | 2020 --> | 0 | 373,229 | 5,755,191 | 2.1% | 0 | 16,064,926 | 247,721,155 | 4.6% |
| Construction Period Extension Fee | 2021 --> | 0 | 0 | 0 | 0.0% | 0 | 0 | 0 | 0.0% |
| | 2020 --> | 0 | 0 | 0 | 0.0% | 0 | 0 | 0 | 0.0% |
| Corporate Social Responsibility Fee | 2021 --> | 0 | 0 | 0 | 0.0% | 0 | 189,500 | 2,890,455 | 0.0% |
| | 2020 --> | 0 | 186,000 | 2,853,240 | 1.0% | 0 | 1,084,000 | 16,625,630 | 0.3% |
| Business Permits | 2021 --> | 1,636,623 | 43,940 | 2,309,671 | 0.2% | 23,587,886 | 577,690 | 32,435,414 | 0.4% |
| | 2020 --> | 914,008 | 10,000 | 1,067,408 | 0.4% | 15,125,697 | 195,240 | 18,118,989 | 0.3% |
| Company Annual Fee | 2021 --> | 394,000 | 0 | 394,000 | 0.0% | 15,385,930 | 0 | 15,385,930 | 0.2% |
| | 2020 --> | 326,000 | 0 | 326,000 | 0.1% | 11,519,720 | 0 | 11,519,720 | 0.2% |
| Company Registration Fee | 2021 --> | 172,992 | 0 | 172,992 | 0.0% | 1,782,341 | 0 | 1,782,341 | 0.0% |
| | 2020 --> | 66,300 | 0 | 66,300 | 0.0% | 537,570 | 0 | 537,570 | 0.0% |
| Foreign Investment Administration Fee | 2021 --> | 77,100 | 10,000 | 230,500 | 0.0% | 771,000 | 185,020 | 3,605,006 | 0.0% |
| | 2020 --> | 0 | 10,000 | 153,400 | 0.1% | 231,300 | 58,000 | 1,120,960 | 0.0% |
| Tourism Registration and License Fee | 2021 --> | 15,000 | 690 | 25,571 | 0.0% | 180,500 | 329,170 | 5,222,115 | 0.1% |
| | 2020 --> | 0 | 0 | 0 | 0.0% | 162,000 | 137,240 | 2,265,632 | 0.0% |
| Other Business Permits | 2021 --> | 977,531 | 33,250 | 1,486,609 | 0.1% | 5,468,115 | 63,500 | 6,440,023 | 0.1% |
| | 2020 --> | 521,708 | 0 | 521,708 | 0.2% | 2,675,107 | 0 | 2,675,107 | 0.0% |
| Fines | 2021 --> | 6,598,915 | 164,342 | 9,112,511 | 0.8% | 49,205,951 | 3,707,938 | 105,912,697 | 1.4% |
| | 2020 --> | 3,946,438 | 50,559 | 4,722,020 | 1.7% | 39,258,667 | 1,253,779 | 58,475,220 | 1.1% |
| Land Acquisition and Conversion Fee | 2021 --> | 0 | 412,963 | 6,334,852 | 0.5% | 0 | 1,223,963 | 18,775,592 | 0.2% |
| | 2020 --> | 0 | 0 | 0 | 0.0% | 0 | 139,786 | 2,146,407 | 0.0% |
| Lease Period Extension Fee | 2021 --> | 0 | 0 | 0 | 0.0% | 0 | 0 | 0 | 0.0% |
| | 2020 --> | 0 | 0 | 0 | 0.0% | 0 | 5,000,000 | 76,800,000 | 1.4% |
| Non-Tourism Property Income | 2021 --> | 6,726,143 | 0 | 6,726,143 | 0.6% | 48,110,714 | 16,000 | 48,356,394 | 0.6% |
| | 2020 --> | 482,115 | 0 | 482,115 | 0.2% | 36,704,983 | 0 | 36,704,983 | 0.7% |
| Commercial Land Rent | 2021 --> | 4,755,914 | 0 | 4,755,914 | 0.4% | 36,388,532 | 0 | 36,388,532 | 0.5% |
| | 2020 --> | 222,151 | 0 | 222,151 | 0.1% | 27,566,415 | 0 | 27,566,415 | 0.5% |
| Government Buildings Rent | 2021 --> | 41,270 | 0 | 41,270 | 0.0% | 934,770 | 0 | 934,770 | 0.0% |
| | 2020 --> | 0 | 0 | 0 | 0.0% | 720,860 | 0 | 720,860 | 0.0% |
| Industrial Land Rent | 2021 --> | 30,250 | 0 | 30,250 | 0.0% | 247,326 | 0 | 247,326 | 0.0% |
| | 2020 --> | 28,585 | 0 | 28,585 | 0.0% | 2,856,621 | 0 | 2,856,621 | 0.1% |
| Long-term Agricultural Leased Islands Rent | 2021 --> | 1,581,712 | 0 | 1,581,712 | 0.1% | 8,410,432 | 16,000 | 8,656,112 | 0.1% |
| | 2020 --> | 231,379 | 0 | 231,379 | 0.1% | 4,103,192 | 0 | 4,103,192 | 0.1% |
| Uninhabited Islands Rent | 2021 --> | 316,996 | 0 | 316,996 | 0.0% | 2,117,654 | 0 | 2,117,654 | 0.0% |
| | 2020 --> | 0 | 0 | 0 | 0.0% | 1,457,896 | 0 | 1,457,896 | 0.0% |
| Other Non-Tourism Property Income | 2021 --> | 0 | 0 | 0 | 0.0% | 12,000 | 0 | 12,000 | 0.0% |
| | 2020 --> | 0 | 0 | 0 | 0.0% | 0 | 0 | 0 | 0.0% |
| Proceeds from Sale of Assets | 2021 --> | 396,435 | 0 | 396,435 | 0.0% | 6,506,099 | 0 | 6,506,099 | 0.1% |
| | 2020 --> | 0 | 0 | 0 | 0.0% | 3,907,603 | 0 | 3,907,603 | 0.1% |
| Sale of Government Land | 2021 --> | 373,249 | 0 | 373,249 | 0.0% | 6,288,380 | 0 | 6,288,380 | 0.1% |
| | 2020 --> | 0 | 0 | 0 | 0.0% | 3,806,378 | 0 | 3,806,378 | 0.1% |
| Other Proceeds from Sale of Assets | 2021 --> | 23,186 | 0 | 23,186 | 0.0% | 217,719 | 0 | 217,719 | 0.0% |
| | 2020 --> | 0 | 0 | 0 | 0.0% | 101,225 | 0 | 101,225 | 0.0% |
| Resident Permit | 2021 --> | 594,500 | 0 | 594,500 | 0.1% | 43,132,370 | 0 | 43,132,370 | 0.6% |
| | 2020 --> | 18,099,750 | 0 | 18,099,750 | 6.5% | 107,864,730 | 0 | 107,864,730 | 2.0% |
| Royalties | 2021 --> | 2,779,329 | 0 | 2,779,329 | 0.2% | 22,636,468 | 8,399 | 22,764,969 | 0.3% |
| | 2020 --> | 0 | 0 | 0 | 0.0% | 21,405,230 | 5,672 | 21,492,207 | 0.4% |
| Duty Free Royalty | 2021 --> | 2,779,329 | 0 | 2,779,329 | 0.2% | 22,636,468 | 0 | 22,636,468 | 0.3% |
| | 2020 --> | 0 | 0 | 0 | 0.0% | 21,405,230 | 0 | 21,405,230 | 0.4% |
| Fuel Re-export Royalty | 2021 --> | 0 | 0 | 0 | 0.0% | 0 | 8,399 | 128,501 | 0.0% |
| | 2020 --> | 0 | 0 | 0 | 0.0% | 0 | 5,672 | 86,977 | 0.0% |
| Ownership Transfer Tax | 2021 --> | 0 | 5,000 | 76,700 | 0.0% | 0 | 210,000 | 3,215,500 | 0.0% |
| | 2020 --> | 0 | 0 | 0 | 0.0% | 0 | 0 | 0 | 0.0% |
| Tourism Land Rent | 2021 --> | 0 | 24,157,536 | 369,531,612 | 31.8% | 0 | 60,726,484 | 929,256,530 | 12.3% |
| | 2020 --> | 0 | 3,097,139 | 47,512,694 | 17.1% | 0 | 23,919,465 | 366,611,423 | 6.8% |
| Tourism Administration Fee | 2021 --> | 0 | 0 | 0 | 0.0% | 0 | 0 | 0 | 0.0% |
| | 2020 --> | 0 | 0 | 0 | 0.0% | 0 | 0 | 0 | 0.0% |
| Vehicle Fee | 2021 --> | 6,914,834 | 0 | 6,914,834 | 0.6% | 58,841,939 | 0 | 58,841,939 | 0.8% |
| | 2020 --> | 7,193,460 | 0 | 7,193,460 | 2.6% | 40,815,881 | 0 | 40,815,881 | 0.8% |
| Vessel Fee | 2021 --> | 1,323,916 | 10,500 | 1,484,111 | 0.1% | 11 | | | |