



MONTHLY REVENUE COLLECTION

April 2012

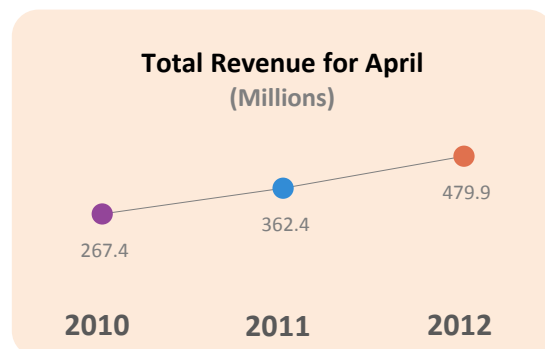
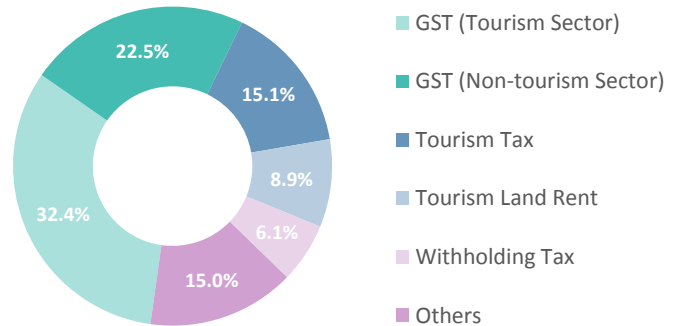
MVR

The **total revenue** collected by MIRA during April 2012 is **MVR 479.9 million**, which is a **32.4% increase** compared to the corresponding period of 2011.

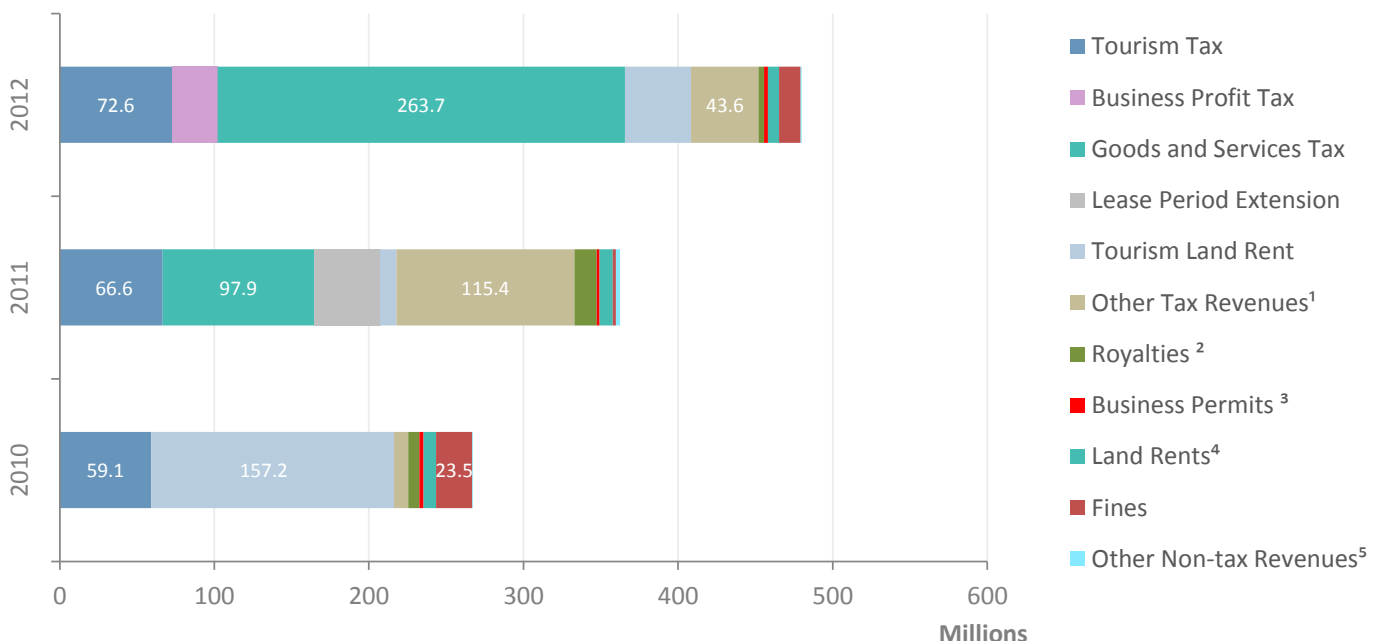
Revenue received for this period is **14.5% more** than the projected revenue, **mainly due to the collection of Withholding Tax, Tourism Land Rent and Fines.**

32.4% of the total revenue is received from **GST (Tourism Sector)**, whilst **22.5%** and **15.1%** represents revenue collected from **GST (Non-tourism Sector)** and **Tourism Tax** respectively. Tourism Land Rent and Withholding Tax contributed **8.9%** and **6.1%** of the total revenue for April, respectively.

The total revenue collected up to April 2012 is **MVR 2.5 billion**, which is a **91.8% increase** in revenue compared to the corresponding period of 2011.



Revenue Comparison (April)



TOTAL REVENUE COLLECTION

% Share	April 2012	Details	Up to April		% Variance
			2011	2012	
15.1%	72,613,200	Tourism Tax	247,680,500	303,991,591	22.7%
0.3%	1,376,878	Land Sales Tax	2,331,273	4,479,960	92.2%
0.1%	266,701	Business Profit Tax (BPT)	-	361,979,911	-
6.1%	29,135,359	Withholding Tax	-	95,507,609	-
-	-	Bank Profit Tax	3,558,167	-	(100.0%)
32.4%	155,728,567	Goods and Services Tax (Tourism)	273,470,806	650,563,945	137.9%
22.5%	107,949,671	Goods and Services Tax (General Sector)	-	335,005,985	-
0.0%	213,220	Duty Free Royalty	8,272,663	7,329,220	(11.4%)
-	-	Foreign Investment Royalty	3,875,800	519,436	(86.6%)
-	-	Fishing Royalty	388,761	-	(100.0%)
0.7%	3,230,371	Fuel Re-export Royalty	12,012,137	14,761,518	22.9%
-	-	Re-export Royalty	79,860	-	(100.0%)
0.0%	173,125	Yellowfin Tuna Export Royalty	505,066	541,222	7.2%
-	-	Skipjack Industry Royalty	2,548,315	-	(100.0%)
0.7%	3,514,745	Revenue Stamp	10,042,890	15,269,100	52.0%
3.9%	18,952,111	Airport Service Charge	103,696,725	108,508,088	4.6%
0.3%	1,318,000	Company Annual Fee	6,378,000	6,962,000	9.2%
0.0%	92,200	Restaurant, Café, Canteen Fee	637,600	653,800	2.5%
0.1%	562,373	Vessel Fee	2,811,747	2,651,918	(5.7%)
0.0%	10,200	Flat Maintenance Fee	72,600	64,718	(10.9%)
3.3%	15,693,750	Resident Permit	-	60,811,400	-
-	-	Partnership Annual Fee	49,036	13,880	(71.7%)
0.1%	493,405	Import Trade Fee	3,227,420	3,436,480	6.5%
0.0%	200	Co-operative Society Annual Fee	2,200	4,600	109.1%
-	-	Co-operative Society Registration Fee	600	800	33.3%
0.0%	230,050	Trade Registry Fee	1,138,400	1,076,900	(5.4%)
-	-	Foreign Investment Administration Annual Fee	815,493	337,960	(58.6%)
-	-	Lease Period Extension	189,465,000	168,831,463	(10.9%)

% Share	April 2012	Details	Up to April		% Variance
			2011	2012	
0.0%	116,925	Company Registration Fee	446,349	475,019	6.4%
0.0%	2,000	Partnership Registration Fee	6,000	4,027	(32.9%)
0.0%	101,625	Foreign Business Fee	1,020,000	1,288,375	26.3%
0.7%	3,520,738	Vehicle Fee	16,292,846	15,388,247	(5.6%)
0.1%	264,214	Uninhabited Islands Rent	1,674,356	1,774,063	6.0%
0.1%	535,492	Government Buildings Rent	3,124,548	2,688,761	(13.9%)
8.9%	42,733,356	Tourism Land Rent	347,965,991	276,872,777	(20.4%)
1.1%	5,399,635	Commercial Land Rent	21,646,974	22,577,777	4.3%
0.1%	405,783	Industrial Land Rent	2,466,995	2,941,765	19.2%
0.1%	625,658	Long-term Agricultural Leased Islands Rent	1,949,779	2,175,386	11.6%
0.0%	6,000	Rent from Floating Jetty	36,000	36,000	0.0%
-	-	Uninhabited Islands Administration Fee	-	-	-
-	-	Sale of Items at Auction	6,831	-	(100.0%)
0.0%	87,425	Sale of Government Buildings	375,226	552,577	47.3%
0.1%	563,005	Sale of Government Land	28,679,724	3,382,483	(88.2%)
2.9%	14,010,169	Fines	7,226,417	31,951,537	342.1%
100.0%	479,926,151	TOTAL	1,305,979,095	2,505,412,298	91.8%

Deposits				
5,104,300	Foreigners Deposit Collected to MIRA	-	37,621,095	
4,800	Foreign Trade Deposit	-	395,014	

¹**Other Tax Revenues:** Land Sales Tax, Bank Profit Tax, Revenue Stamp, Airport Service Charge, Vessel Fee, Vehicle Fee, Resident Permit

²**Royalties:** Duty Free Royalty, Foreign Investment Royalty, Fishing Royalty, Fuel re-export Royalty, Re-Export Royalty, Yellowfin Tuna Export Royalty, Skipjack Industry Royalty

³**Business Permits:** Company Annual Fee, Restaurant, Café, Canteen Fee, Flat Maintenance Fee, Partnership Fees, Import Trade Fee, Co-operative Society Fees, Trade Registry Fee, Foreign Investment Administration Annual Fee, Company Registration Fee, Foreign Business Fee

⁴**Land Rent:** Uninhabited Islands Rent, Government Buildings Rent, Commercial Land Rent, Rent from land for Industry, Longterm Agricultural leased islands rent, Rent from Floating Jetty, Uninhabited Islands Administration Fee

⁵**Other Non-tax Revenues:** Sale of items at auction, Sale of Government Buildings, Sale of Government Lands

Disclaimer

The figures in this report indicate revenue collected by MIRA during the month. Revenue collected by island and atoll councils on behalf of MIRA appear on the revenue report pertaining to the month in which such collections are deposited to the Public Bank Account, and transaction-level details of such deposits are furnished, by the councils. Cheques dishonored during the month are deducted from the total revenue of the relevant revenue types.