



# MONTHLY REVENUE COLLECTION

## April 2018

**1.2** billion

**47.1** million

**2.8%**

**1.6%**

Total Revenue Collection (MVR) for April 2018, inclusive of USD Collection

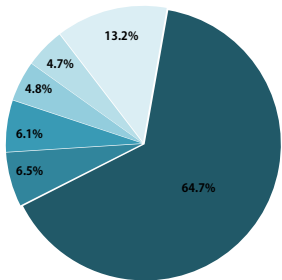
US Dollar Revenue Collection (USD) for April 2018

Total Revenue Collection Compared to April 2017

Total Revenue Collection Compared to Forecast for April 2018

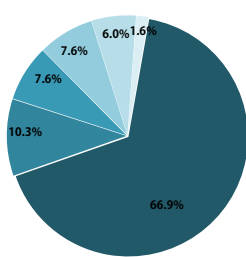
With the boost of tourist arrivals by 18.5%, increment was observed for TGST, Green Tax and GGST compared to the corresponding period of 2017, and projection. Additionally, increased debt collection under MIRA's Enforcement Policy has led to this favourable outcome.

Contribution to Total Revenue



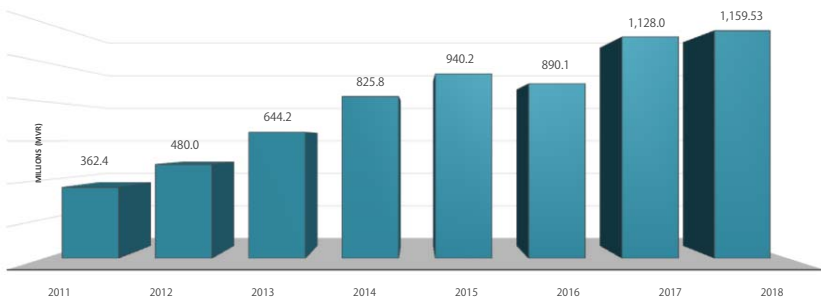
- Goods and Services Tax
- Green Tax
- BPT
- Airport Development Fee
- Airport Service Charge
- Others

Contribution to US\$ Revenue



- Goods and Services Tax
- Green Tax
- Airport Service Charge
- Airport Development Fee
- Tourism Land Rent
- Others

Collection of April 2011 - 2018



**Business Permits:** Company Annual Fee, Company Registration Fee, Co-operative Society Registration Fee, Co-operative Society Annual Fee, Foreign Business Fee, Foreign Investment Administration Fee, Import Trade Fee, Trade Registry Fee, Restaurant, Café, Canteen Fee, Partnership Annual Fee, Dive School Registration Fee, Guest House Registration Fee, Other Registrations & License Fees, Motor Vehicle and Vessel Registration Fee, Sale of Tender Documents, Bank Mortgage Registration Fee, Sole Traders Registration Fee, Sale of pass

**Royalties:** Duty Free Royalty, Fuel Re-export Royalty

**Non-Tourism Property Income:** Commercial Land Rent, Government Buildings Rent, Long-Term Agricultural Leased Islands Rent, Rent from Floating Jetty, Uninhabited Islands Rent

**Proceeds from Sale of Assets:** Sale of Government Buildings, Sale of Government Land, Sale of Items at Auction

**Others:** Reimbursement from previous year budget, Sadaqaq

|   |         | April 2018  |            |             | January - April  |               |             |               |                  |
|---|---------|-------------|------------|-------------|------------------|---------------|-------------|---------------|------------------|
|   |         | MVR         | USD        | Total (MVR) | Share of Revenue | MVR           | USD         | Total (MVR)   | Share of Revenue |
| <b>Tax Revenues</b>                                 | 2018 -> | 353,256,056 | 40,161,848 | 969,597,230 | 83.6%            | 2,048,143,265 | 190,793,292 | 4,976,484,651 | 80.8%            |
|   | 2017 -> | 399,861,690 | 37,507,537 | 974,938,157 | 86.4%            | 2,084,467,320 | 166,475,790 | 4,637,128,800 | 81.5%            |
| <b>Airport Service Charge</b>                       | 2018 -> | 0           | 3,574,175  | 54,823,169  | 4.7%             | 0             | 15,282,471  | 234,487,243   | 3.8%             |
|   | 2017 -> | 0           | 6,059,828  | 92,895,027  | 8.2%             | 0             | 20,912,262  | 320,673,339   | 5.6%             |
| <b>Bank Profit Tax</b>                              | 2018 -> | 0           | 0          | 0           | 0.0%             | 1,268,958     | 0           | 1,268,958     | 0.0%             |
|   | 2017 -> | 0           | 0          | 0           | 0.0%             | 0             | 0           | 0             | 0.0%             |
| <b>Business Profit Tax</b>                          | 2018 -> | 68,095,355  | 186,565    | 70,958,424  | 6.1%             | 950,719,662   | 14,852,089  | 1,178,722,201 | 19.1%            |
|   | 2017 -> | 76,052,358  | 629,764    | 85,708,584  | 7.6%             | 966,172,316   | 17,064,401  | 1,227,630,876 | 21.6%            |
| <b>BPT</b>  | 2018 -> | 4,833,140   | 132,208    | 6,863,463   | 0.6%             | 671,676,230   | 14,797,732  | 898,846,022   | 14.6%            |
|   | 2017 -> | 18,342,478  | 629,764    | 27,989,703  | 2.5%             | 748,540,659   | 17,064,401  | 1,009,956,619 | 17.2%            |
| <b>Withholding Tax</b>                              | 2018 -> | 63,262,215  | 54,357     | 64,096,215  | 5.5%             | 279,043,433   | 54,357      | 279,876,799   | 4.3%             |
|   | 2017 -> | 57,709,880  | 0          | 57,709,880  | 5.1%             | 217,632,257   | 0           | 217,632,257   | 3.8%             |
| <b>Green Tax</b>                                    | 2018 -> | 0           | 4,878,630  | 74,890,333  | 6.5%             | 3,223         | 21,599,118  | 331,464,207   | 5.4%             |
|   | 2017 -> | 0           | 4,037,871  | 61,920,102  | 5.5%             | 0             | 16,872,328  | 258,679,913   | 4.5%             |
| <b>Goods and Services Tax</b>                       | 2018 -> | 267,011,172 | 31,522,479 | 750,775,775 | 64.7%            | 1,029,580,270 | 139,059,614 | 3,163,970,890 | 51.4%            |
|   | 2017 -> | 246,593,513 | 26,778,046 | 627,011,172 | 58.3%            | 993,778,350   | 111,624,770 | 2,705,596,931 | 47.5%            |
| <b>Goods and Services Tax (General)</b>             | 2018 -> | 267,011,172 | 0          | 267,011,172 | 23.0%            | 1,029,559,391 | 0           | 1,029,559,391 | 16.7%            |
|   | 2017 -> | 246,593,513 | 0          | 246,593,513 | 21.9%            | 993,778,350   | 0           | 993,778,350   | 17.5%            |
| <b>Goods and Services Tax (Tourism Sector)</b>      | 2018 -> | 0           | 31,522,479 | 483,764,602 | 41.7%            | 20,879        | 139,059,614 | 2,134,411,498 | 34.7%            |
|   | 2017 -> | 0           | 26,778,046 | 410,573,988 | 36.4%            | 0             | 111,624,770 | 1,711,818,543 | 30.1%            |
| <b>Land Sales Tax</b>                               | 2018 -> | 3,876,713   | 0          | 3,876,713   | 0.3%             | 11,765,609    | 0           | 11,765,609    | 0.2%             |
|   | 2017 -> | 60,850,464  | 0          | 60,850,464  | 5.4%             | 68,410,094    | 0           | 68,410,094    | 1.2%             |
| <b>Remittance Tax</b>                               | 2018 -> | 9,714,970   | 0          | 9,714,970   | 0.8%             | 37,695,356    | 0           | 37,695,356    | 0.6%             |
|   | 2017 -> | 11,272,770  | 2,029      | 11,303,204  | 1.0%             | 41,490,287    | 2,029       | 41,490,287    | 0.7%             |
| <b>Revenue Stamp</b>                                | 2018 -> | 4,557,847   | 0          | 4,557,847   | 0.4%             | 17,110,187    | 0           | 17,110,187    | 0.3%             |
|   | 2017 -> | 5,092,577   | 0          | 5,092,577   | 0.5%             | 14,647,476    | 0           | 14,647,476    | 0.3%             |
| <b>Non-Tax Revenues</b>                             | 2018 -> | 82,598,117  | 6,975,385  | 189,928,107 | 16.4%            | 319,758,635   | 56,030,633  | 1,180,858,929 | 19.2%            |
|   | 2017 -> | 65,881,263  | 5,688,867  | 153,109,186 | 13.6%            | 285,968,375   | 50,210,181  | 1,055,135,275 | 18.5%            |
| <b>Airport Development Fee</b>                      | 2018 -> | 0           | 3,573,077  | 55,096,847  | 4.8%             | 0             | 15,286,526  | 235,718,231   | 4.1%             |
|   | 2017 -> | 0           | 0          | 0           | 0.0%             | 0             | 0           | 0             | 0.0%             |
| <b>Construction Period Extension Fee</b>            | 2018 -> | 0           | 120,000    | 1,842,750   | 0.2%             | 0             | 1,215,000   | 18,633,300    | 0.3%             |
|   | 2017 -> | 0           | 150,000    | 2,302,200   | 0.2%             | 0             | 1,230,000   | 18,860,400    | 0.3%             |
| <b>Corporate Social Responsibility Fee</b>          | 2018 -> | 0           | 0          | 0           | 0.0%             | 0             | 500,000     | 7,680,000     | 0.1%             |
|   | 2017 -> | 0           | 0          | 0           | 0.0%             | 0             | 850,000     | 12,971,000    | 0.2%             |
| <b>Business Permits</b>                             | 2018 -> | 5,501,925   | 29,815     | 5,959,056   | 0.5%             | 23,280,368    | 165,850     | 25,824,747    | 0.5%             |
|   | 2017 -> | 3,217,117   | 29,630     | 3,715,449   | 0.3%             | 18,816,243    | 170,630     | 21,431,022    | 0.4%             |
| <b>Import Trade Fee</b>                             | 2018 -> | 852,105     | 0          | 852,105     | 0.1%             | 3,817,025     | 0           | 3,817,025     | 0.1%             |
|   | 2017 -> | 448,170     | 0          | 448,170     | 0.0%             | 3,394,426     | 0           | 3,394,426     | 0.1%             |
| <b>Company Annual Fee</b>                           | 2018 -> | 2,822,600   | 0          | 2,822,600   | 0.2%             | 13,294,170    | 0           | 13,294,170    | 0.2%             |
|   | 2017 -> | 2,162,000   | 0          | 2,162,000   | 0.2%             | 12,287,000    | 0           | 12,287,000    | 0.2%             |
| <b>Company Registration Fee</b>                     | 2018 -> | 616,155     | 0          | 616,155     | 0.1%             | 1,787,207     | 0           | 1,787,207     | 0.0%             |
|   | 2017 -> | 291,617     | 0          | 291,617     | 0.0%             | 846,318       | 0           | 846,318       | 0.0%             |
| <b>Restaurant, Café, Canteen Fee</b>                | 2018 -> | 336,565     | 0          | 336,565     | 0.0%             | 829,925       | 0           | 829,925       | 0.0%             |
|   | 2017 -> | 85,400      | 0          | 85,400      | 0.0%             | 653,400       | 0           | 653,400       | 0.0%             |
| <b>Foreign Investment Administration Annual Fee</b> | 2018 -> | 92,520      | 14,000     | 307,380     | 0.0%             | 185,400       | 42,000      | 829,800       | 0.0%             |
|   | 2017 -> | 61,680      | 8,000      | 184,320     | 0.0%             | 215,880       | 30,000      | 675,560       | 0.0%             |
| <b>Tourism Registration and License Fee</b>         | 2018 -> | 65,100      | 15,815     | 307,371     | 0.0%             | 346,900       | 123,850     | 2,246,519     | 0.0%             |
|   | 2017 -> | 85,100      | 21,630     | 416,896     | 0.0%             | 355,300       | 2,519,036   | 2,519,036     | 0.0%             |
| <b>Other Business Permits</b>                       | 2018 -> | 716,880     | 0          | 716,880     | 0.1%             | 3,020,101     | 0           | 3,020,101     | 0.1%             |
|   | 2017 -> | 183,146     | 0          | 268,546     | 0.0%             | 1,053,919     | 90          | 1,055,292     | 0.0%             |
| <b>Fines</b>  | 2018 -> | 20,004,776  | 133,326    | 22,050,558  | 1.9%             | 54,478,811    | 2,380,333   | 90,946,710    | 1.6%             |
|   | 2017 -> | 7,344,837   | 261,995    | 11,363,407  | 1.0%             | 42,770,960    | 1,462,601   | 65,207,176    | 1.1%             |
| <b>Land Acquisition and Conversion Fee</b>          | 2018 -> | 0           | 193,028    | 2,963,013   | 0.3%             | 1,372,399     | 6,407,917   | 99,753,382    | 1.8%             |
|   | 2017 -> | 0           | 958,371    | 14,675,230  | 1.3%             | 0             | 19,392,529  | 296,757,918   | 5.2%             |
| <b>Lease Period Extension Fee</b>                   | 2018 -> | 0           | 0          | 0           | 0.0%             | 0             | 0           | 0             | 0.0%             |
|   | 2017 -> | 0           | 0          | 0           | 0.0%             | 0             | 0           | 0             | 0.0%             |
| <b>Non-Tourism Property Income</b>                  | 2018 -> | 9,973,960   | 0          | 9,973,960   | 0.9%             | 49,635,345    | 110,609     | 51,330,118    | 0.9%             |
|   | 2017 -> | 10,852,326  | 0          | 10,852,326  | 1.0%             | 48,225,395    | 44,360      | 48,905,626    | 0.9%             |
| <b>Commercial Land Rent</b>                         | 2018 -> | 7,742,871   | 0          | 7,742,871   | 0.7%             | 33,641,044    | 0           | 33,641,044    | 0.6%             |
|   | 2017 -> | 8,650,174   | 0          | 8,650,174   | 0.8%             | 36,511,338    | 0           | 36,511,338    | 0.6%             |
| <b>Government Buildings Rent</b>                    | 2018 -> | 247,620     | 0          | 247,620     | 0.0%             | 1,251,380     | 0           | 1,251,380     | 0.0%             |
|   | 2017 -> | 280,120     | 0          | 280,120     | 0.0%             | 1,188,980     | 0           | 1,188,980     | 0.0%             |
| <b>Industrial Land Rent</b>                         | 2018 -> | 624,755     | 0          | 624,755     | 0.1%             | 2,746,105     | 0           | 2,746,105     | 0.0%             |
|   | 2017 -> | 564,642     | 0          | 564,642     | 0.1%             | 2,304,830     | 0           | 2,304,830     | 0.0%             |
| <b>Long-term Agricultural Leased Islands Rent</b>   | 2018 -> | 1,338,512   | 0          | 1,338,512   | 0.1%             | 5,821,038     | 110,609     | 7,515,811     | 0.1%             |
|   | 2017 -> | 938,141     | 0          | 938,141     | 0.1%             | 4,834,813     | 44,360      | 5,515,044     | 0.1%             |
| <b>Uninhabited Islands Rent</b>                     | 2018 -> | 14,203      | 0          | 14,203      | 0.0%             | 6,151,778     | 0           | 6,151,778     | 0.1%             |
|   | 2017 -> | 413,249     | 0          | 413,249     | 0.0%             | 3,349,435     | 0           | 3,349,435     | 0.0%             |
| <b>Other Non-Tourism Property Income</b>            | 2018 -> | 6,000       | 0          | 6,000       | 0.0%             | 24,000        | 0           | 24,000        | 0.0%             |
|   | 2017 -> | 6,000       | 0          | 6,000       | 0.0%             | 36,000        | 0           | 36,000        | 0.0%             |
| <b>Proceeds from Sale of Assets</b>                 | 2018 -> | 3,367,365   | 0          | 3,367,365   | 0.3%             | 6,745,328     | 0           | 6,745,328     | 0.1%             |
|   | 2017 -> | 5,478,773   | 0          | 5,478,773   | 0.5%             | 11,076,198    | 0           | 11,076,198    | 0.2%             |
| <b>Sale of Government Land</b>                      | 2018 -> | 3,298,197   | 0          | 3,298,197   | 0.3%             | 6,346,421     | 0           | 6,346,421     | 0.1%             |
|   | 2017 -> | 5,398,725   | 0          | 5,398,725   | 0.5%             | 10,771,332    | 0           | 10,771,332    | 0.2%             |
| <b>Other Proceeds from Sale of Assets</b>           | 2018 -> | 69,168      | 0          | 69,168      | 0.0%             | 398,907       | 0           | 398,907       | 0.0%             |
|   | 2017 -> | 80,048      | 0          | 80,048      | 0.0%             | 304,867       | 0           | 304,867       | 0.0%             |
| <b>Resident Permit</b>                              | 2018 -> | 24,429,750  | 0          | 24,429,750  | 2.1%             | 98,369,000    | 0           | 98,369,000    | 1.7%             |
|   | 2017 -> | 21,825,750  | 0          | 21,825,750  | 1.9%             | 87,062,250    | 0           | 87,062,250    | 1.5%             |
| <b>Royalties</b>                                    | 2018 -> | 5,770,434   | 264        | 5,774,481   | 0.5%             | 28,767,543    | 4,237       | 28,835,580    | 0.5%             |
|   | 2017 -> | 5,844,202   | 378        | 5,849,901   | 0.5%             | 24,551,535    | 3,766       | 24,309,191    | 0.4%             |
| <b>Duty Free Royalty</b>                            | 2018 -> | 5,770,434   | 0          | 5,770,434   | 0.5%             | 28,767,543    | 0           | 28,767,543    | 0.5%             |
|   | 2017 -> | 5,600,637   | 0          | 5,600,637   | 0.5%             | 23,585,612    | 0           | 23,585,612    | 0.4%             |
| <b>Fuel Re-export Royalty</b>                       | 2018 -> | 0           | 264        | 4,046       | 0.0%             | 0             | 4,237       | 65,037        | 0.0%             |
|   | 2017 -> | 243,565     | 378        | 249,353     | 0.0%             | 665,923       | 3,766       | 723,579       | 0.0%             |
| <b>Ownership Transfer Tax</b>                       | 2018 -> | 0           | 0          | 0           | 0.0%             | 0             | 20,000      | 306,750       | 0.0%             |
|   | 2017 -> | 0           | 0          | 0           | 0.0%             | 0             | 30,000      | 459,850       | 0.0%             |
| <b>Tourism Land Rent</b>                            | 2018 -> | 0           | 2,815,475  |             |                  |               |             |               |                  |