



MALDIVES
INLAND REVENUE
AUTHORITY

MONTHLY REVENUE COLLECTION

April 2019

1.31 billion **55.9** million

Total Revenue Collection (MVR) for April 2019, inclusive of USD Collection US Dollar Revenue Collection (USD) for April 2019

12.6%

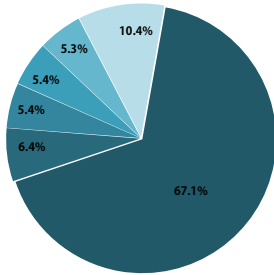
Total Revenue Collection Compared to April 2018

6.3%

Total Revenue Collection Compared to Forecast for April 2019

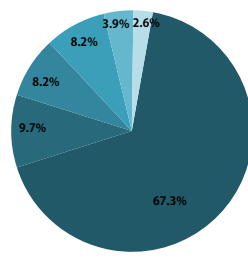
Compared April 2018, revenue of April 2019 increased due to receipt of dues from previous deadlines. Similarly, due to receipt of dues in April 2019 for TGST, GGST, BPT and Tourism Land Rent, monthly revenue surpassed the forecasted revenue for April 2019.

Contribution to Total Revenue



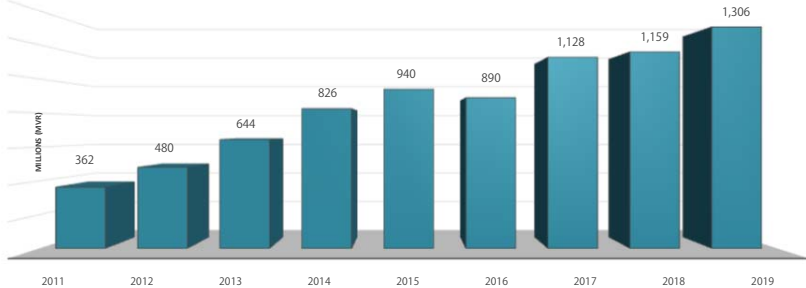
- Goods and Services Tax
- Green Tax
- Airport Development Fee
- Airport Service Charge
- Business Profit Tax
- Others

Contribution to US\$ Revenue



- Goods and Services Tax
- Green Tax
- Airport Development Fee
- Airport Service Charge
- Tourism Land Rent
- Others

Collection of April 2011 - 2019



Business Permits: Company Annual Fee, Company Registration Fee, Co-operative Society Registration Fee, Co-operative Society Annual Fee, Foreign Business Fee, Foreign Investment Administration Fee, Import Trade Fee, Trade Registry Fee, Restaurant, Café, Canteen Fee, Partnership Annual Fee, Dive school Registration Fee, Guest House Registration Fee, Other Registrations & License Fees, Motor Vehicle and Vessel Registration Fee, Sale of Tender Documents, Bank Mortgage Registration Fee, Sale of Tender Documents, Bank Mortgage Registration Fee, Sale of Tender Documents, Bank Mortgage Registration Fee, Sale of Tender Documents, Bank Mortgage Registration Fee.

Royalties: Duty Free Royalty, Fishing Royalty, Foreign Investment Royalty, Fuel Re-export Royalty, Re-export Royalty, Skipjack Industry Royalty, Yellowfin Tuna Royalty

Non-Tourism Property Income: Commercial Land Rent, Government Buildings Rent, Long-Term Agricultural Leased Islands Rent, Rent from Floating Jetty, Uninhabited Islands Rent

Proceeds from Sale of Assets: Sale of Government Buildings, Sale of Government Land, Sale of Items at Auction

Others: Reimbursement from previous year budget, Sadaqah, Repayment of student loan

	April 2019				January - April				
	MVR	USD	Total (MVR)	Share of Revenue	MVR	USD	Total (MVR)	Share of Revenue	
Tax Revenues	2019 →	375,101,664	47,972,918	1,111,545,705	85.1%	2,059,242,983	193,111,199	5,021,036,174	80.5%
	2018 →	353,490,993	39,568,732	960,775,887	82.9%	2,048,512,171	190,194,728	4,967,706,533	80.7%
Airport Service Charge	2019 →	0	4,571,405	70,128,362	5.4%	0	17,313,319	265,495,976	4.3%
	2018 →	0	3,574,187	54,834,908	4.7%	0	15,282,483	234,507,924	3.8%
Bank Profit Tax	2019 →	0	0	0	0.0%	7,765	0	7,765	0.0%
	2018 →	0	0	0	0.0%	1,268,958	0	1,268,958	0.0%
Business Profit Tax	2019 →	64,872,472	316,222	69,723,786	5.3%	943,394,573	14,969,071	1,172,717,831	18.8%
	2018 →	68,300,271	173,276	70,958,424	6.1%	950,974,670	14,838,800	1,178,772,293	19.1%
BPT	2019 →	12,064,987	316,222	16,916,301	1.3%	663,892,811	14,969,071	893,216,070	14.3%
	2018 →	5,038,056	118,919	6,863,463	0.6%	671,933,438	14,784,443	898,606,114	14.6%
Withholding Tax	2019 →	52,807,485	0	52,807,485	4.0%	279,501,761	0	279,501,761	4.5%
	2018 →	63,262,215	54,357	64,094,961	5.5%	279,043,433	54,357	279,876,179	4.5%
Green Tax	2019 →	0	5,446,540	83,605,456	6.4%	0	21,173,135	324,762,893	5.2%
	2018 →	509	4,876,335	74,861,589	6.5%	49,036	21,593,927	331,435,980	5.4%
Goods and Services Tax	2019 →	297,828,261	37,638,752	875,887,169	67.1%	1,059,138,103	139,655,495	3,201,346,412	51.3%
	2018 →	267,940,813	30,944,935	741,971,566	64.0%	1,029,648,485	138,479,518	3,155,151,257	51.2%
Goods and Services Tax (General)	2019 →	297,828,261	0	297,828,261	22.8%	1,059,138,103	0	1,059,138,103	17.0%
	2018 →	267,008,138	0	267,008,138	23.0%	1,029,555,579	0	1,029,555,579	16.7%
Goods and Services Tax (Tourism Sector)	2019 →	0	37,638,752	577,858,908	44.3%	0	139,655,495	2,142,208,310	34.3%
	2018 →	32,675	30,944,935	474,963,428	41.0%	92,906	138,479,518	2,125,595,677	34.5%
Land Sales Tax	2019 →	793,115	0	793,115	0.1%	8,612,890	0	8,612,890	0.1%
	2018 →	3,876,713	0	3,876,713	0.3%	11,765,609	0	11,765,609	0.2%
Remittance Tax	2019 →	8,612,373	0	8,612,373	0.7%	36,898,521	180	34,898,075	0.6%
	2018 →	9,714,970	0	9,714,970	0.8%	37,695,356	0	37,695,356	0.6%
Revenue Stamp	2019 →	2,995,443	0	2,995,443	0.2%	13,194,331	0	13,194,331	0.2%
	2018 →	4,557,717	0	4,557,717	0.4%	17,110,057	0	17,110,057	0.3%
Fees and Charges	2019 →	72,282,155	7,920,073	194,128,473	14.9%	344,879,214	56,884,411	1,218,434,665	19.5%
	2018 →	82,573,049	7,547,121	198,623,752	17.1%	319,680,243	56,602,369	1,189,472,996	19.3%
Airport Development Fee	2019 →	0	4,582,084	70,544,623	5.4%	0	17,359,794	266,902,126	4.3%
	2018 →	0	3,573,077	55,049,009	4.7%	0	15,286,526	235,629,847	3.8%
Construction Period Extension Fee	2019 →	0	400,000	6,141,000	0.5%	0	2,205,000	33,821,384	0.5%
	2018 →	0	120,000	1,842,750	0.2%	0	1,215,000	18,633,300	0.3%
Corporate Social Responsibility Fee	2019 →	0	0	0	0.0%	0	0	0	0.0%
	2018 →	0	0	0	0.0%	0	500,000	7,680,000	0.1%
Business Permits	2019 →	4,414,207	42,565	5,067,400	0.4%	21,948,157	239,945	25,266,652	0.4%
	2018 →	5,502,925	29,815	5,959,956	0.5%	23,310,557	165,859	25,854,936	0.4%
Import Trade Fee	2019 →	399,430	0	399,430	0.0%	3,725,430	0	3,725,430	0.1%
	2018 →	854,105	0	854,105	0.1%	3,819,795	0	3,819,795	0.1%
Company Annual Fee	2019 →	2,923,850	0	2,923,850	0.2%	13,244,728	0	13,244,728	0.2%
	2018 →	2,822,000	0	2,822,000	0.2%	13,291,925	0	13,291,925	0.2%
Company Registration Fee	2019 →	256,961	0	256,961	0.0%	1,116,910	0	1,116,910	0.0%
	2018 →	616,155	0	616,155	0.1%	1,788,237	0	1,788,237	0.0%
Restaurant, Café, Canteen Fee	2019 →	134,400	0	134,400	0.0%	726,170	0	726,170	0.0%
	2018 →	336,565	0	336,565	0.0%	830,140	0	830,140	0.0%
Foreign Investment Administration Fee	2019 →	30,840	4,000	92,080	0.0%	123,360	34,000	644,593	0.0%
	2018 →	92,520	14,000	307,380	0.0%	185,040	42,000	829,800	0.0%
Tourism Registration and License Fee	2019 →	75,100	38,565	667,053	0.1%	391,900	205,945	3,549,162	0.1%
	2018 →	65,100	15,815	307,371	0.0%	346,900	123,850	2,246,519	0.0%
Other Business Permits	2019 →	593,626	0	593,626	0.0%	2,619,659	0	2,619,659	0.0%
	2018 →	716,380	0	716,380	0.1%	3,048,520	0	3,048,520	0.0%
Fines	2019 →	10,249,704	622,573	19,799,219	1.5%	57,255,288	1,990,698	87,758,195	1.4%
	2018 →	20,006,150	705,062	30,820,480	2.7%	54,400,912	2,952,069	99,638,462	1.6%
Land Acquisition and Conversion Fee	2019 →	0	61,298	940,599	0.1%	0	245,190	3,757,598	0.1%
	2018 →	0	193,028	2,963,013	0.3%	1,372,399	6,407,917	9,753,382	1.6%
Lease Period Extension Fee	2019 →	0	0	0	0.0%	0	5,000,000	76,500,000	1.2%
	2018 →	0	0	0	0.0%	0	0	0	0.0%
Non-Tourism Property Income	2019 →	10,210,006	0	10,210,006	0.8%	45,965,309	30,850	46,438,617	0.7%
	2018 →	9,973,960	0	9,973,960	0.9%	49,635,345	110,609	51,330,118	0.8%
Commercial Land Rent	2019 →	8,195,372	0	8,195,372	0.6%	30,977,459	0	30,977,459	0.5%
	2018 →	7,742,871	0	7,742,871	0.7%	33,641,044	0	33,641,044	0.5%
Government Buildings Rent	2019 →	232,620	0	232,620	0.0%	1,146,880	0	1,146,880	0.0%
	2018 →	247,620	0	247,620	0.0%	1,251,380	0	1,251,380	0.0%
Industrial Land Rent	2019 →	641,443	0	641,443	0.0%	2,720,789	0	2,720,789	0.0%
	2018 →	624,755	0	624,755	0.1%	2,746,105	0	2,746,105	0.0%
Long-term Agricultural Leased Islands Rent	2019 →	1,118,072	0	1,118,072	0.1%	5,564,507	30,850	6,037,814	0.1%
	2018 →	1,338,512	0	1,338,512	0.1%	5,821,038	110,609	7,515,811	0.1%
Uninhabited Islands Rent	2019 →	16,500	0	16,500	0.0%	5,532,074	0	5,532,074	0.1%
	2018 →	14,203	0	14,203	0.0%	6,151,778	0	6,151,778	0.1%
Other Non-Tourism Property Income	2019 →	6,000	0	6,000	0.0%	24,000	0	24,000	0.0%
	2018 →	6,000	0	6,000	0.0%	24,000	0	24,000	0.0%
Proceeds from Sale of Assets	2019 →	1,520,196	0	1,520,196	0.1%	7,432,786	0	7,432,786	0.1%
	2018 →	3,367,365	0	3,367,365	0.3%	6,722,928	0	6,722,928	0.1%
Sale of Government Land	2019 →	1,461,508	0	1,461,508	0.1%	7,237,099	0	7,237,099	0.1%
	2018 →	3,298,197	0	3,298,197	0.3%	6,324,021	0	6,324,021	0.1%
Other Proceeds from Sale of Assets	2019 →	58,688	0	58,688	0.0%	195,687	0	195,687	0.0%
	2018 →	69,168	0	69,168	0.0%	398,907	0	398,907	0.0%
Resident Permit	2019 →	24,899,180	0	24,899,180	1.9%	111,257,070	0	111,257,070	1.8%
	2018 →	24,429,000	0	24,429,000	2.1%	98,368,250	0	98,368,250	1.6%
Royalties	2019 →	7,393,290	939	7,407,691	0.6%	37,690,450	5,479	37,774,480	0.6%
	2018 →	5,770,434	264	5,774,864	0.5%	28,767,543	4,237	28,832,584	0.5%
Duty Free Royalty	2019 →	7,393,290	0	7,393,290	0.6%	37,690,450	0	37,690,450	0.6%
	2018 →	5,770,434	0	5,770,434	0.5%	28,767,543	0	28,767,543	0.5%
Fuel Re-export Royalty	2019 →	0	939	14,401	0.0%	0	5,479	84,031	0.0%
	2018 →	0	264	4,050	0.0%	0	4,237	65,041	0.0%
Ownership Transfer Tax	2019 →	0	0	0	0.0%	0	10,000	153,550	0.0%
	2018 →	0	0	0	0.0%	0	20,000	306,750	0.0%
Tourism Land Rent	2019 →	0	2,197,666	33,694,273	2.6%	0	29,483,823	452,876,484	7.3%
	2018 →	0	2,815,475	43,226,747	3.7%	0			