



MONTHLY REVENUE COLLECTION

AUGUST 2012

976.1 million

Total Revenue Collection (MVR) for August 2012

22.2 million

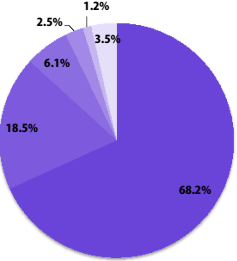
US Dollar Revenue Collection (USD) for August 2012

+274.4% **+31.7%**

Total Revenue Collection Compared to August 2011

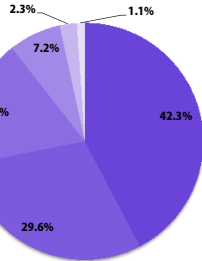
Total Revenue Collection Compared to Forecast for August 2012

Contribution to Total Revenue



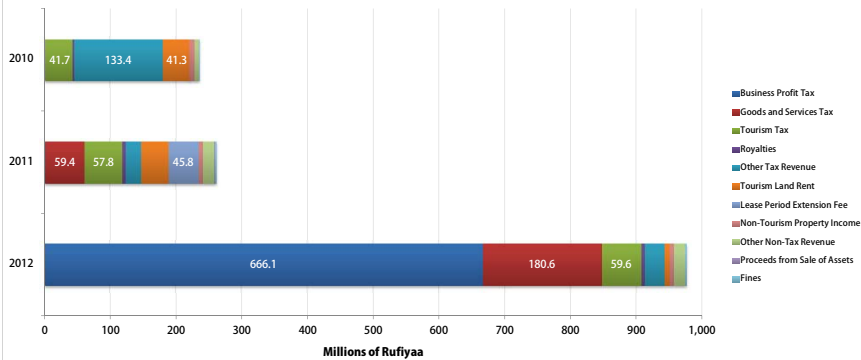
- Business Profit Tax
- Goods and Services Tax
- Tourism Tax
- Airport Service Charge
- Resident Permit
- Others

Contribution to US\$ Revenue



- Business Profit Tax
- Goods and Services Tax
- Tourism Tax
- Airport Service Charge
- Tourism Land Rent
- Others

August Revenue Collection



Royalties: Duty Free Royalty, Fishing Royalty, Foreign Investment Royalty, Fuel Re-Export Royalty, Re-Export Royalty, Skipjack Industry Royalty, Yellowfin Tuna Export Royalty
Other Tax Revenue: Airport Service Charge, Bank Profit Tax, Land Sales Tax, Revenue Stamp
Non-Tourism Property Income: Commercial Land Rent, Government Buildings Rent, Long-Term Agricultural Leased Islands Rent, Rent from Floating Jetty, Rent from Land for Industry, Uninhabited Islands Administration Fee, Uninhabited Islands Rent
Other Non-Tax Revenue: Company Annual Fee, Company Registration Fee, Co-operative Society Annual Fee, Co-operative Society Registration Fee, Flat Maintenance Fee, Foreign Business Fee, Foreign Investment Administration Annual Fee, Import Trade Fee, Partnership Annual Fee, Partnership Registration Fee, Resident Permit, Restaurant, Café, Canteen Fee, Trade Registry Fee, Vehicle Fee, Vessel Fee
Proceeds from Sale of Assets: Sale of Government Buildings, Sale of Government Land, Sale of Items at Auction

	August				January to August			
	MVR	USD	Total (MVR)	Share of Revenue	MVR	USD	Total (MVR)	Share of Revenue
Airport Service Charge	0	1,586,370	24,303,188	2.5%	0	14,226,448	217,983,674	4.3%
Bank Profit Tax	0	1,300,646	19,912,892	7.6%	46,044,315	13,791,111	254,909,537	5.0%
Business Profit Tax	522,041,981	9,383,437	666,078,057	68.2%	1,084,150,509	11,063,432	1,253,948,151	24.7%
Commercial Land Rent	5,179,912	5,509,943	5,179,912	0.5%	44,412,043	0	44,412,043	0.9%
Company Annual Fee	138,000	150,000	138,000	0.0%	7,852,700	0	43,873,587	0.9%
Company Registration Fee	359,430	399,087	359,430	0.1%	7,244,000	0	7,244,000	0.1%
Co-operative Society Annual Fee	200	600	200	0.0%	7,000	0	7,000	0.0%
Co-operative Society Registration Fee	200	600	200	0.0%	2,600	0	2,600	0.0%
Duty Free Royalty	82,784	218,911	3,436,593	0.4%	2,347,727	1,146,051	19,222,395	0.4%
Fines	2,712,567	16,919	2,972,077	0.3%	22,535,696	875,804	35,953,838	0.7%
Fishing Royalty	0	0	0	0.0%	0	0	29,257,658	0.6%
Flat Maintenance Fee	8,800	8,200	8,800	0.0%	106,288	0	106,288	0.0%
Foreign Business Fee	15,000	90,000	15,000	0.0%	2,365,000	0	2,365,000	0.0%
Foreign Investment Administration Annual Fee	30,740	2,000	61,440	0.0%	449,754	16,000	694,854	0.0%
Foreign Investment Royalty	153,920	6,000	245,740	0.1%	153,920	95,088	1,458,472	0.0%
Fuel Re-Export Royalty	1,803,460	422	1,809,938	0.2%	23,945,488	13,140	24,145,102	0.5%
Goods and Services Tax	80,024,358	6,563,244	180,621,930	18.5%	675,946,032	69,112,577	1,735,549,495	34.1%
Government Buildings Rent	459,411	0	459,411	0.0%	4,570,424	0	4,570,424	0.1%
Import Trade Fee	338,005	335,605	338,005	0.0%	5,266,700	0	5,266,700	0.1%
Land Sales Tax	2,640,056	115,793	2,640,056	0.3%	12,118,343	0	12,118,343	0.2%
Lease Period Extension Fee	0	3,000,000	45,810,000	17.6%	0	11,000,000	168,705,000	3.3%
Long-Term Agricultural Leased Islands Rent	251,583	0	251,583	0.0%	4,640,888	6,200	4,736,120	0.1%
Partnership Annual Fee	472,805	0	472,805	0.2%	4,807,235	0	4,807,235	0.1%
Partnership Registration Fee	6,000	6,000	6,000	0.0%	36,027	0	36,027	0.0%
Re-Export Royalty	6,000	6,000	6,000	0.0%	60,000	0	60,000	0.0%
Rent from Floating Jetty	323,827	0	323,827	0.0%	4,496,442	0	4,496,442	0.1%
Rent from Land for Industry	414,863	0	414,863	0.2%	4,351,697	0	4,351,697	0.1%
Resident Permit	11,359,250	10,816,250	11,359,250	1.2%	114,831,250	0	114,831,250	2.3%
Restaurant, Café, Canteen Fee	65,000	83,600	65,000	0.0%	959,400	0	959,400	0.0%
Revenue Stamp	3,149,887	3,765,197	3,149,887	0.3%	28,005,214	0	28,005,214	0.6%
Sale of Government Buildings	671,119	57,396	671,119	0.0%	871,325	0	871,325	0.0%
Sale of Government Land	439,703	791,504	439,703	0.0%	5,993,984	6,698,783	135,996,919	2.7%
Sale of Items at Auction	0	0	0	0.0%	6,831	0	6,831	0.0%
Skipjack Industry Royalty	0	0	0	0.0%	0	199,868	2,548,315	0.1%
Tourism Land Rent	515,873	2,696,627	7,889,088	0.8%	12,000	36,303,235	556,417,466	10.9%
Tourism Tax	3,775,512	57,768,791	59,636,373	6.1%	0	34,468,532	482,187,673	9.5%
Trade Registry Fee	120,250	145,750	120,250	0.0%	1,812,100	0	1,812,100	0.0%
Uninhabited Islands Administration Fee	0	0	0	0.0%	0	0	1,897,900	0.0%
Uninhabited Islands Rent	315,290	352,715	315,290	0.0%	3,054,925	0	3,054,925	0.1%
Vehicle Fee	3,691,172	4,419,274	3,691,172	0.4%	29,916,713	0	29,916,713	0.6%
Vessel Fee	321,308	377,782	321,308	0.0%	4,398,798	0	4,398,798	0.1%
Yellowfin Tuna Export Royalty	0	4,362	66,957	0.0%	171,469	45,605	869,645	0.0%
Total	635,957,748	22,184,107	976,137,498		2,343,078,544	178,954,663	5,086,195,827	
	34,300,143	14,797,254	260,721,106		514,469,790	166,724,227	2,877,961,309	

Disclaimer: The figures in this report indicate revenue collected by MIRA during the month. Revenue collected by island and atoll councils on behalf of MIRA appear on the revenue report pertaining to the month in which such collections are deposited to the Public Bank Account and transaction-level details of such deposits are furnished by the councils. Cheques dishonored during the month are deducted from the total revenue of the relevant revenue types.