



MONTHLY REVENUE COLLECTION

December 2017

1.4 billion

Total Revenue Collection (MVR) for December 2017, inclusive of USD Collection

66.4 million

US Dollar Revenue Collection (USD) for December 2017

10.5%

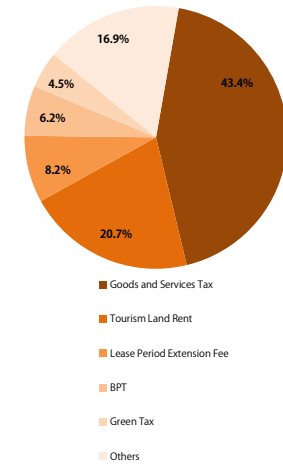
Total Revenue Collection Compared to December 2016

7.2%

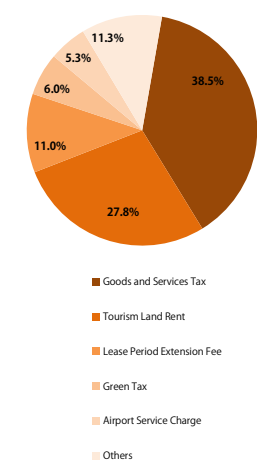
Total Revenue Collection Compared to Forecast for December 2017

Revenue of December 2017 surpassed the preceding year's revenue and projections. This surge in revenue is a result of the increment of GST on both sectors, Lease Period Extension Fee, Green Tax and Land Acquisition and Conversion Fee observed for the month. Tourism arrivals for the respective month marked up by 15.2% compared to past year, which lead to the increase in taxes from the tourism sector. In addition to this, the inclusion of Airport Development Fee has contributed to this raise.

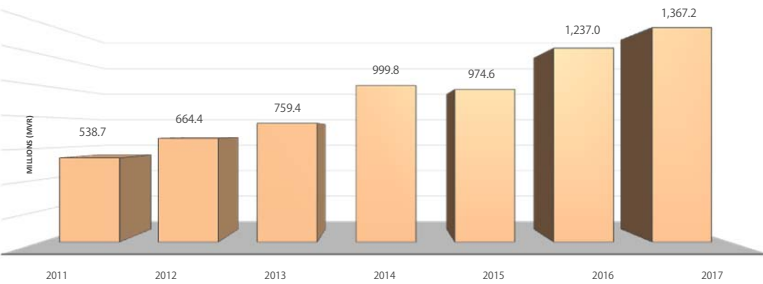
Contribution to Total Revenue



Contribution to US\$ Revenue



Collection of December 2011 - 2017



Business Permits: Company Annual Fee, Company Registration Fee, Co-operative Society Registration Fee, Co-operative Society Annual Fee, Foreign Business Fee, Foreign Investment Administration Fee, Import Trade Fee, Trade Registry Fee, Restaurant, Café, Canteen Fee, Partnership Annual Fee, Dive school Registration Fee, Guest House Registration Fee, Other Registrations & License Fees, Motor Vehicle and Vessel Registration Fee, Sale of Tender Documents, Bank Mortgage Registration Fee, Solo Traders Registration Fee, Sale of pass

Royalties: Duty Free Royalty, Fishing Royalty, Foreign Investment Royalty, Fuel Re-Export Royalty, Skipjack Industry Royalty, Yellowfin Tuna Export Royalty

Non-Tourism Property Income: Commercial Land Rent, Government Buildings Rent, Long-Term Agricultural Leased Islands Rent, Rent from Floating Jetty, Uninhabited Islands Rent

Proceeds from Sale of Assets: Sale of Government Buildings, Sale of Government Land, Sale of Items at Auction

Others: International Airport Fees, Reimbursement from previous year budget

Tax Revenues	December 2017				January - December			
	MVR	USD	Total (MVR)	Share of Revenue	MVR	USD	Total (MVR)	Share of Revenue
2017 →	277,896,634	34,455,418	806,808,790	59.0%	5,691,768,542	400,175,079	11,831,140,602	77.9%
2016 →	318,786,664	28,816,649	760,370,527	61.5%	5,007,729,164	375,765,612	10,762,790,968	74.1%
Airport Service Charge	2017 → 0	3,545,092	54,422,417	4.0%	2016 → 0	3,146,693	48,144,403	3.9%
Bank Profit Tax	2017 → 0	0	0	0.0%	2016 → 0	0	0	0.0%
Business Profit Tax	2017 → 63,308,887	1,399,162	84,788,789	6.2%	2016 → 115,581,560	204,273	118,713,513	9.6%
BPT	2017 → 9,368,626	1,399,162	30,848,528	2.3%	2016 → 15,130,828	204,273	18,262,781	1.5%
Withholding Tax	2017 → 53,940,261	0	53,940,261	3.9%	2016 → 100,450,732	0	100,450,732	8.1%
Green Tax	2017 → 0	3,977,761	61,047,443	4.5%	2016 → 416	3,717,815	56,967,990	4.6%
Goods and Services Tax	2017 → 201,895,548	25,533,404	593,857,942	43.4%	2016 → 191,084,976	21,747,867	524,513,708	42.4%
Goods and Services Tax (General)	2017 → 201,895,548	0	201,895,548	14.8%	2016 → 191,084,976	0	191,084,976	15.4%
Goods and Services Tax (Tourism Sector)	2017 → 0	25,533,404	391,962,394	28.7%	2016 → 88,798	21,747,867	333,428,731	27.0%
Land Sales Tax	2017 → 1,430,943	0	1,430,943	0.1%	2016 → 770,833	0	770,833	0.1%
Remittance Tax	2017 → 7,988,178	0	7,988,178	0.6%	2016 → 7,761,811	0	7,761,811	0.6%
Revenue Stamp	2017 → 3,273,079	0	3,273,079	0.2%	2016 → 3,487,191	0	3,487,191	0.3%
Fees and Charges	2017 → 70,137,542	31,918,387	560,408,686	41.0%	2016 → 71,104,652	26,462,153	476,658,363	38.5%
Airport Development Fee	2017 → 0	3,502,177	54,003,569	3.9%	2016 → 0	0	0	0.0%
Construction Period Extension Fee	2017 → 0	705,000	10,810,950	0.8%	2016 → 0	0	0	0.0%
Corporate Social Responsibility Fee	2017 → 0	0	0	0.0%	2016 → 0	0	850,000	0.1%
Business Permits	2017 → 5,352,989	50,875	6,133,385	0.4%	2016 → 3,907,313	14,000	4,121,633	0.3%
Import Trade Fee	2017 → 1,392,500	0	1,392,500	0.1%	2016 → 1,392,500	0	1,392,500	0.1%
Company Annual Fee	2017 → 1,062,100	0	1,062,100	0.1%	2016 → 971,000	0	1,425,000	0.1%
Company Registration Fee	2017 → 661,627	0	661,627	0.0%	2016 → 11,160	0	661,627	0.0%
Restaurant, Café, Canteen Fee	2017 → 456,375	0	456,375	0.0%	2016 → 372,700	0	456,375	0.0%
Foreign Investment Administration Annual Fee	2017 → 16,000	14,000	245,440	0.0%	2016 → 30,840	14,000	245,160	0.0%
Tourism Registration and License Fee	2017 → 90,700	34,875	625,656	0.0%	2016 → 0	0	625,656	0.0%
Other Business Permits	2017 → 1,513,931	0	1,513,931	0.1%	2016 → 1,108,713	0	1,481,413	0.1%
Fines	2017 → 9,939,041	1,097,376	26,194,103	1.9%	2016 → 13,211,271	381,513	19,054,688	1.5%
Land Acquisition and Conversion Fee	2017 → 1,264,231	610,142	10,609,803	0.8%	2016 → 166,842	277,167	4,417,259	0.4%
Lease Period Extension Fee	2017 → 0	7,332,813	112,632,000	8.2%	2016 → 0	6,500,000	99,795,000	8.1%
Non-Tourism Property Income	2017 → 14,421,724	0	14,421,724	1.1%	2016 → 14,418,044	0	14,418,044	1.2%
Commercial Land Rent	2017 → 7,834,572	0	7,834,572	0.6%	2016 → 9,710,988	0	9,710,988	0.8%
Government Buildings Rent	2017 → 229,620	0	229,620	0.0%	2016 → 314,620	0	229,620	0.0%
Industrial Land Rent	2017 → 1,926,752	0	1,926,752	0.1%	2016 → 366,944	0	366,944	0.0%
Long-term Agricultural Leased Islands Rent	2017 → 1,688,932	0	1,688,932	0.1%	2016 → 2,488,469	0	2,488,469	0.2%
Uninhabited Islands Rent	2017 → 1,519,023	0	1,519,023	0.1%	2016 → 1,519,023	0	1,519,023	0.1%
Other Non-Tourism Property Income	2017 → 18,000	0	18,000	0.0%	2016 → 18,000	0	18,000	0.0%
Proceeds from Sale of Assets	2017 → 1,945,746	0	1,945,746	0.1%	2016 → 1,079,584	0	1,079,584	0.1%
Sale of Government Land	2017 → 1,699,911	0	1,699,911	0.1%	2016 → 966,147	0	1,213,276	0.1%
Other Proceeds from Sale of Assets	2017 → 245,835	0	245,835	0.0%	2016 → 113,437	0	864,046	0.0%
Resident Permit	2017 → 21,983,000	0	21,983,000	1.6%	2016 → 23,939,040	0	23,939,040	1.9%
Royalties	2017 → 7,238,971	402	7,243,133	0.5%	2016 → 5,900,689	1,298	5,920,548	0.5%
Duty Free Royalty	2017 → 5,770,321	0	5,770,321	0.5%	2016 → 130,368	1,298	150,228	0.0%
Fuel Re-export Royalty	2017 → 0	402	6,163	0.0%	2016 → 0	0	0	0.0%
Ownership Transfer Tax	2017 → 0	0	0	0.0%	2016 → 0	0	160,000	0.0%
Tourism Land Rent	2017 → 0	18,465,103	283,467,512	20.7%	2016 → 0	19,284,676	295,377,592	23.9%
Tourism Administration Fee	2017 → 0	0	0	0.0%	2016 → 0	0	0	0.0%
Vehicle Fee	2017 → 6,595,095	0	6,595,095	0.5%	2016 → 6,063,371	0	6,063,371	0.5%
Vessel Fee	2017 → 1,935,716	17,500	2,204,341	0.2%	2016 → 2,188,541	3,500	2,242,266	0.2%
Others	2017 → 61,030	137,000	2,162,325	0.2%	2016 → 229,858	0	2,162,325	0.2%
Total	2017 → 348,034,176	66,373,806	1,367,217,476	100.0%	2016 → 389,891,317	55,278,802	1,237,028,889	100.0%
Zakat al-mal	2017 → 6,006,718	310	6,011,478	0.4%	2016 → 6,697,759	50	6,698,524	0.5%
Donation/Sadaqah	2017 → 0	0	0	0.0%	2016 → 11,154	0	11,154	0.0%

Collections are deposited to the Public Bank Account and transaction-level details of such deposits are furnished by the councils.

Disbursed cheques are adjusted in the month to which the respective payment belongs.

Note: Arrows indicate movement compared to corresponding period of previous year.

© 2018 Maldives Inland Revenue Authority | Support Service Directorate | Planning and Development Department

Date of Publication: Wednesday, 10 January 2018

Revised Date: 20 February 2018