



MONTHLY REVENUE COLLECTION

October 2018

1.0 billion

38.5 million

3.9%

9.6%

Total Revenue Collection (MVR) for October 2018, inclusive of USD Collection

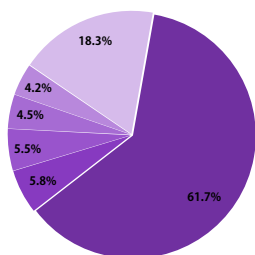
US Dollar Revenue Collection (USD) for October 2018

Total Revenue Collection Compared to October 2017

Total Revenue Collection Compared to Forecast for October 2018

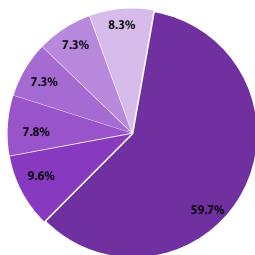
In contrast to October 2017 and forecasted revenue for October 2018, increment in GST from both sectors, along with Land Acquisition and Conversion Fee and Construction Period Extension Fee led to this favourable outcome in October 2018.

Contribution to Total Revenue



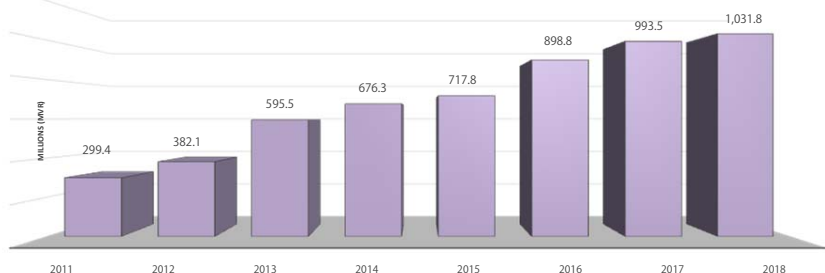
- Goods and Service Tax
- TGST
- Business Profit Tax
- Green Tax
- Tourism Land Rent
- Airport Development Fee
- Others

Contribution to US\$ Revenue



- TGST
- Green Tax
- Tourism Land Rent
- Airport Development Fee
- Airport Service Charge
- Others

Collection of October 2011 - 2018



Business Permits: Company Annual Fee, Company Registration Fee, Co-operative Society Registration Fee, Co-operative Society Annual Fee, Foreign Business Fee, Foreign Investment Administration Fee, Import Trade Fee, Trade Registry Fee, Restaurant, Café, Canteen Fee, Partnership Annual Fee, Dive school Registration Fee, Guest House Registration Fee, Other Registrations & License Fees, Motor Vehicle and Vessel Registration Fee, Sale of Tender Documents, Bank Mortgage Registration Fee, Sole Traders Registration Fee, Sale of pass

Royalties: Duty Free Royalty, Fuel Re-export Royalty

Non-Tourism Property Income: Commercial Land Rent, Government Buildings Rent, Long-Term Agricultural Leased Islands Rent, Rent from Floating Jetty, Uninhabited Islands Rent

Proceeds from Sale of Assets: Sale of Government Buildings, Sale of Government Land, Sale of Items at Auction

Others: Reimbursement from previous year budget, Sadaqah

		October 2018				January - October			
		MVR	USD	Total (MVR)	Share of Revenue	MVR	USD	Total (MVR)	Share of Revenue
Tax Revenues	2018 -->	360,292,751	29,496,245	812,983,377	78.8%	5,222,989,589	370,506,259	10,908,799,185	78.3%
	2017 -->	326,902,420	26,461,064	732,962,587	73.8%	5,134,360,239	332,933,371	10,241,547,122	79.1%
Airport Service Charge	2018 -->	0	2,796,134	42,916,269	4.2%	0	34,697,530	532,931,769	3.8%
	2017 -->	0	2,952,793	45,317,962	4.6%	0	39,046,210	598,898,232	4.6%
Bank Profit Tax	2018 -->	0	0	0	0.0%	563,162,842	0	563,162,842	4.4%
	2017 -->	0	0	0	0.0%	649,894,827	0	649,894,827	5.0%
Business Profit Tax	2018 -->	59,741,162	12,660	59,935,433	5.8%	2,063,926,097	33,067,269	2,571,527,827	18.0%
	2017 -->	74,045,416	224,008	77,477,632	7.8%	2,008,746,970	33,963,743	2,529,587,930	19.5%
BPT	2018 -->	16,632,224	12,660	16,826,494	1.6%	1,521,105,644	32,774,663	2,024,221,380	14.5%
	2017 -->	38,380,519	224,008	41,812,736	4.2%	1,534,655,227	33,963,743	2,055,496,188	15.9%
Withholding Tax	2018 -->	43,108,938	0	43,108,938	4.2%	542,820,453	292,607	547,306,447	3.9%
	2017 -->	35,664,896	0	35,664,896	3.6%	474,091,743	474,091,743	4,474,091,743	3.7%
Green Tax	2018 -->	0	3,698,934	56,770,024	5.5%	98,894	44,075,990	676,404,414	4.9%
	2017 -->	0	3,513,037	53,801,978	5.4%	0	37,257,396	571,484,818	4.4%
Goods and Services Tax	2018 -->	284,119,559	22,988,489	636,929,184	61.7%	2,438,303,105	258,665,209	6,407,269,684	46.0%
	2017 -->	237,998,986	19,767,949	541,356,662	54.5%	2,251,943,910	222,656,570	5,667,761,832	43.8%
Goods and Services Tax (General)	2018 -->	284,119,559	0	284,119,559	27.5%	2,437,969,370	0	2,437,969,370	17.5%
	2017 -->	237,998,986	0	237,998,986	24.0%	2,251,943,910	0	2,251,943,910	17.4%
Goods and Services Tax (Tourism Sector)	2018 -->	0	22,988,489	352,809,625	34.2%	333,735	258,665,209	3,969,300,314	28.5%
	2017 -->	0	19,767,949	305,357,676	30.5%	0	222,656,570	3,418,871,922	26.9%
Land Sales Tax	2018 -->	5,782,241	0	5,782,241	0.6%	32,957,421	0	32,957,421	0.2%
	2017 -->	4,486,482	0	4,486,482	0.5%	89,289,757	0	89,289,757	0.7%
Remittance Tax	2018 -->	6,965,117	29	6,965,555	0.7%	86,380,392	29	86,380,392	0.6%
	2017 -->	7,186,700	3,277	7,237,035	0.7%	97,157,113	9,452	97,302,064	0.8%
Revenue Stamp	2018 -->	3,684,671	0	3,684,671	0.4%	38,160,838	0	38,160,838	0.3%
	2017 -->	3,184,837	0	3,184,837	0.3%	37,327,663	0	37,327,663	0.3%
Fees and Charges	2018 -->	80,284,831	9,015,899	218,856,477	21.2%	749,719,345	148,085,876	3,022,741,604	21.7%
	2017 -->	81,001,183	11,687,253	260,485,995	26.2%	692,788,629	130,950,855	2,700,677,589	20.9%
Airport Development Fee	2018 -->	0	2,800,250	43,179,855	4.2%	0	34,726,408	534,786,165	4.1%
	2017 -->	0	2,891,823	44,537,438	4.5%	0	14,418,620	221,424,616	1.7%
Construction Period Extension Fee	2018 -->	0	1,335,000	20,487,150	2.0%	0	5,745,000	88,164,705	0.7%
	2017 -->	0	0	0	0.0%	0	3,120,000	47,855,590	0.4%
Corporate Social Responsibility Fee	2018 -->	0	0	0	0.0%	0	500,000	7,680,000	0.1%
	2017 -->	0	0	0	0.0%	0	850,000	12,971,000	0.1%
Business Permits	2018 -->	1,910,669	19,395	2,208,146	0.2%	34,720,738	262,645	38,749,131	0.3%
	2017 -->	1,653,849	8,100	1,778,111	0.2%	27,443,885	237,415	31,583,151	0.2%
Import Trade Fee	2018 -->	583,965	0	583,965	0.1%	7,309,860	0	7,309,860	0.1%
	2017 -->	721,900	0	721,900	0.1%	5,919,981	0	5,919,981	0.0%
Company Annual Fee	2018 -->	306,000	0	306,000	0.0%	14,995,515	0	14,995,515	0.1%
	2017 -->	211,800	0	211,800	0.0%	14,712,800	0	14,712,800	0.1%
Company Registration Fee	2018 -->	255,405	0	255,405	0.0%	3,103,744	0	3,103,744	0.0%
	2017 -->	133,144	0	133,144	0.0%	2,015,140	0	2,015,140	0.0%
Restaurant, Café, Canteen Fee	2018 -->	98,600	0	98,600	0.0%	1,524,880	0	1,524,880	0.0%
	2017 -->	154,445	0	154,445	0.0%	1,127,445	0	1,127,445	0.0%
Foreign Investment Administration Annual Fee	2018 -->	0	6,000	92,100	0.0%	462,600	94,000	1,905,160	0.0%
	2017 -->	0	6,000	92,020	0.0%	524,280	74,000	1,659,000	0.0%
Tourism Registration and License Fee	2018 -->	25,500	13,395	230,877	0.0%	455,000	155,675	2,842,000	0.0%
	2017 -->	20,100	2,100	52,342	0.0%	476,200	163,325	2,979,373	0.0%
Other Business Permits	2018 -->	641,199	0	641,199	0.1%	6,869,138	12,970	7,067,971	0.1%
	2017 -->	412,460	0	566,905	0.1%	3,168,038	9,970	4,169,412	0.0%
Fines	2018 -->	9,491,392	183,939	12,315,590	1.2%	106,131,595	4,336,964	172,604,259	1.3%
	2017 -->	11,521,214	359,580	17,039,842	1.7%	105,303,969	3,232,880	154,895,793	1.2%
Land Acquisition and Conversion Fee	2018 -->	0	1,420,205	21,800,375	2.1%	3,051,583	15,516,382	241,245,806	1.9%
	2017 -->	166,842	0	166,842	0.0%	2,241,872	34,209,427	526,275,530	4.1%
Lease Period Extension Fee	2018 -->	0	0	0	0.0%	5,000,000	0	76,700,000	0.6%
	2017 -->	0	0	0	0.0%	312,500	0	4,781,250	0.0%
Non-Tourism Property Income	2018 -->	11,164,802	0	11,164,802	1.1%	111,859,412	110,609	113,554,185	0.9%
	2017 -->	11,213,941	0	11,213,941	1.1%	114,231,273	440,879	120,990,133	0.9%
Commercial Land Rent	2018 -->	7,735,294	0	7,735,294	0.7%	82,845,083	0	82,845,083	0.6%
	2017 -->	8,709,163	0	8,709,163	0.9%	89,816,338	396,519	95,894,968	0.7%
Government Buildings Rent	2018 -->	220,620	0	220,620	0.0%	2,878,600	0	2,878,600	0.0%
	2017 -->	330,320	0	330,320	0.0%	2,869,400	0	2,869,400	0.0%
Industrial Land Rent	2018 -->	545,791	0	545,791	0.1%	6,485,681	0	6,485,681	0.1%
	2017 -->	528,253	0	528,253	0.1%	5,821,342	0	5,821,342	0.0%
Long-term Agricultural Leased Islands Rent	2018 -->	1,887,634	0	1,887,634	0.2%	12,303,513	110,609	13,998,285	0.1%
	2017 -->	1,490,319	0	1,490,319	0.2%	11,658,054	44,360	12,338,285	0.1%
Uninhabited Islands Rent	2018 -->	769,463	0	769,463	0.1%	7,286,535	0	7,286,535	0.1%
	2017 -->	149,886	0	149,886	0.0%	3,994,138	0	3,994,138	0.0%
Other Non-Tourism Property Income	2018 -->	6,000	0	6,000	0.0%	60,000	0	60,000	0.0%
	2017 -->	6,000	0	6,000	0.0%	72,000	0	72,000	0.0%
Proceeds from Sale of Assets	2018 -->	4,319,804	0	4,319,804	0.4%	35,786,892	0	35,786,892	0.3%
	2017 -->	5,421,877	0	5,421,877	0.5%	23,323,070	0	23,323,070	0.2%
Sale of Government Land	2018 -->	4,277,618	0	4,277,618	0.4%	34,073,698	0	34,073,698	0.3%
	2017 -->	5,391,560	0	5,391,560	0.5%	22,734,826	0	22,734,826	0.2%
Other Proceeds from Sale of Assets	2018 -->	42,186	0	42,186	0.0%	1,713,194	0	1,713,194	0.0%
	2017 -->	20,316	0	20,316	0.0%	588,244	0	588,244	0.0%
Resident Permit	2018 -->	31,294,750	0	31,294,750	3.0%	247,479,610	0	247,479,610	1.9%
	2017 -->	26,187,000	0	26,187,000	2.6%	213,355,500	0	213,355,500	1.6%
Royalties	2018 -->	5,777,128	357	6,909,003	0.6%	63,423,471	7,641	63,540,815	0.5%
	2017 -->	6,905,147	252	6,909,003	0.7%	61,570,984	7,089	61,679,620	0.5%
Duty Free Royalty	2018 -->	5,777,128	0	5,777,128	0.6%	63,423,471	0	63,423,471	0.5%
	2017 -->	6,905,147	0	6,905,147	0.7%	60,905,061	0	60,905,061	0.5%
Fuel Re-export Royalty	2018 -->	0	357	5,481	0.0%	0	7,641	117,344	0.0%
	2017 -->	0	252	3,857	0.0%	665,923	774,		