



# MONTHLY REVENUE COLLECTION

## October 2017

**983.5** million  
Total Revenue Collection (MVR) for October 2017, inclusive of USD Collection

**38.1** million  
US Dollar Revenue Collection (USD) for October 2017

**10.7%**  
Total Revenue Collection Compared to October 2016

**4.0%**  
Total Revenue Collection Compared to Forecast for October 2017

Total Revenue Collection (MVR) for October 2017, inclusive of USD Collection

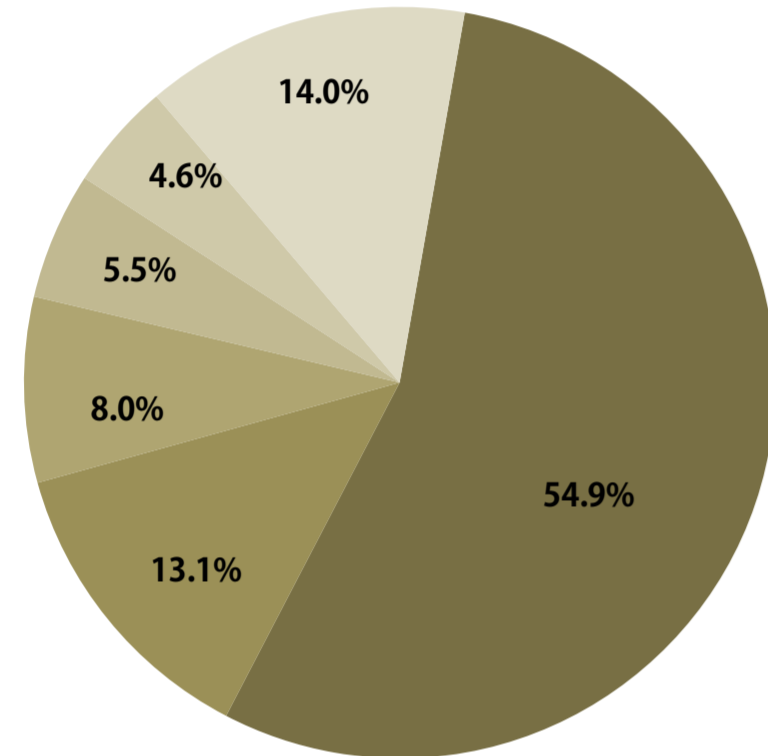
US Dollar Revenue Collection (USD) for October 2017

Total Revenue Collection Compared to October 2016

Total Revenue Collection Compared to Forecast for October 2017

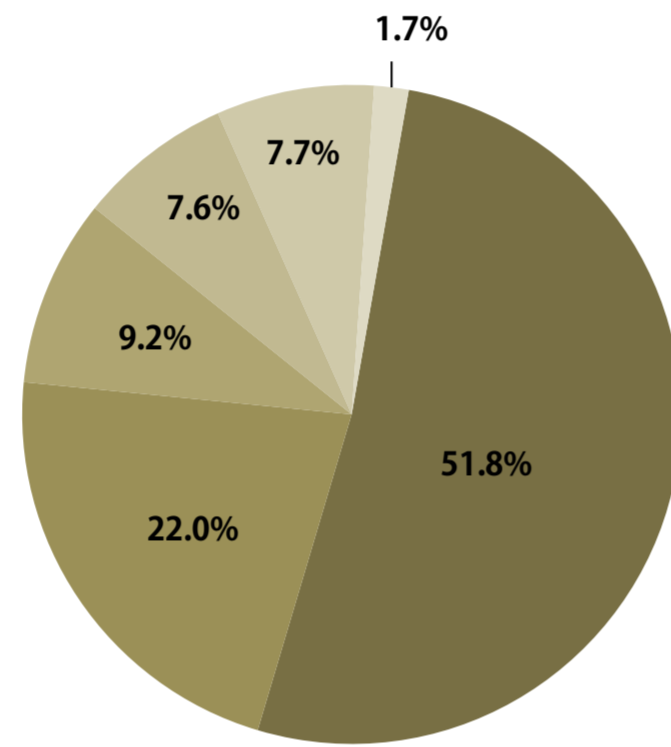
Actual collection was higher compared to the corresponding period of 2016 and the projection of the period as deadline for fourth quarter Tourism Land Rent fell on October 2017.

Contribution to Total Revenue



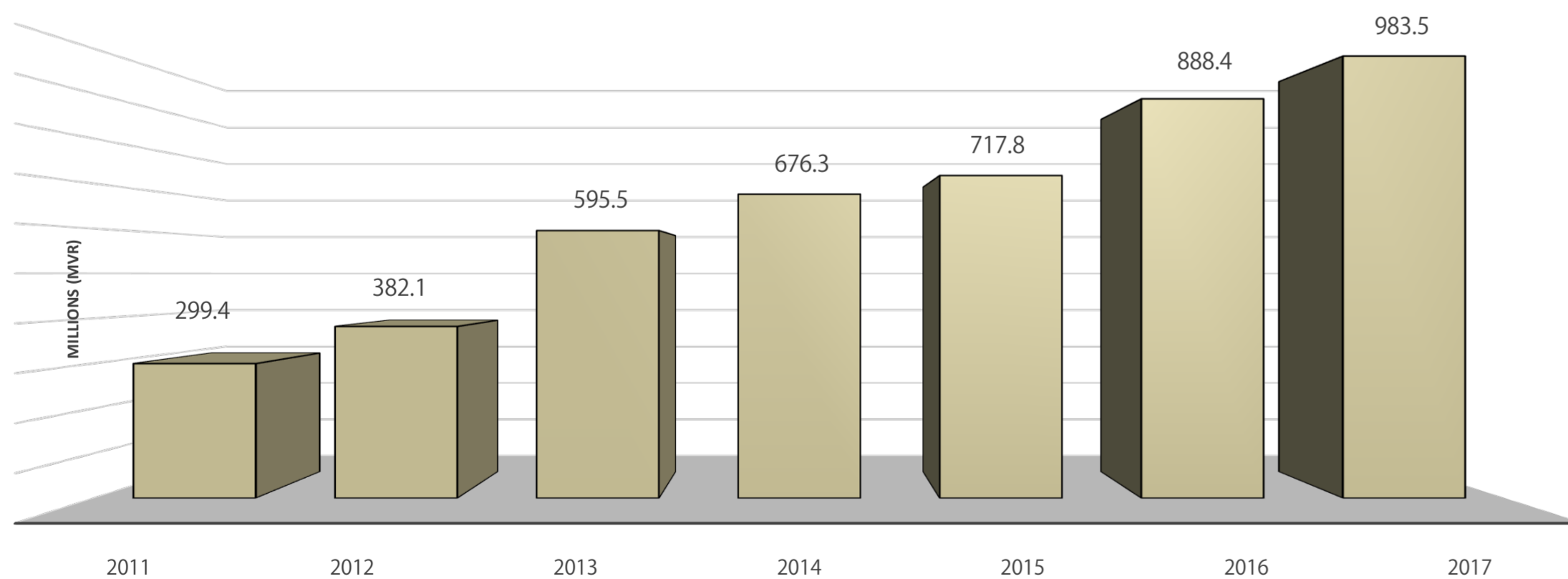
- Goods and Services Tax
- Tourism Land Rent
- Business Profit Tax
- Green Tax
- Airport Service Charge
- Others

Contribution to US\$ Revenue



- Goods and Services Tax
- Tourism Land Rent
- Airport Development Fee
- Green Tax
- Airport Service Charge
- Others

Collection of October 2011 - 2017



Business Permits: Company Annual Fee, Company Registration Fee, Co-operative Society Registration Fee, Co-operative Society Annual Fee, Foreign Business Fee, Foreign Investment Administration Fee, Import Trade Fee, Trade Registry Fee, Restaurant, Café, Canteen Fee, Partnership Annual Fee, Dive school Registration Fee, Guest House Registration Fee, Other Registrations & License Fees, Motor Vehicle and Vessel Registration Fee, Sale of Tender Documents, Bank Mortgage Registration Fee, Sole Traders Registration Fee

Royalties: Duty Free Royalty, Fishing Royalty, Foreign Investment Royalty, Fuel Re-Export Royalty, Re-Export Royalty, Skipjack Industry Royalty, Yellowfin Tuna Export Royalty

Non-Tourism Property Income: Commercial Land Rent, Government Buildings Rent, Long-Term Agricultural Leased Islands Rent, Rent from Floating Jetty, Uninhabited Islands Rent

Proceeds from Sale of Assets: Sale of Government Buildings, Sale of Government Land, Sale of Items at Auction

Others: International Airport Fees, Reimbursement from previous year budget

		October 2017				January - October			
		MVR	USD	Total (MVR)	Share of Revenue	MVR	USD	Total (MVR)	Share of Revenue
<b>Tax Revenues</b>	2017 -->	325,956,705	26,461,899	732,265,927	74.5%	5,134,367,797	332,713,981	10,240,649,140	79.4%
	2016 -->	288,624,720	26,413,283	692,896,136	78.0%	4,378,493,492	318,451,860	9,255,154,825	75.4%
<b>Airport Service Charge</b>	2017 -->	0	2,952,318	45,474,526	4.6%	0	39,045,735	599,172,097	4.6%
	2016 -->	0	2,935,096	44,906,972	5.1%	0	29,115,414	445,660,920	3.6%
<b>Bank Profit Tax</b>	2017 -->	0	0	0	0.0%	649,894,827	0	649,894,827	5.0%
	2016 -->	0	0	0	0.0%	491,658,533	0	491,658,533	4.0%
<b>Business Profit Tax</b>	2017 -->	74,943,145	229,821	78,472,951	8.0%	2,009,574,988	33,950,227	2,530,270,911	19.6%
	2016 -->	47,161,328	117,836	48,964,460	5.5%	1,938,954,886	39,044,990	2,537,291,135	20.7%
<b>BPT</b>	2017 -->	39,948,243	229,821	43,478,050	4.4%	1,536,546,724	33,950,227	2,057,242,647	16.0%
	2016 -->	10,427,601	117,836	12,230,732	1.4%	1,551,050,892	39,044,990	2,149,387,140	17.5%
<b>Withholding Tax</b>	2017 -->	34,994,901	0	34,994,901	3.6%	473,028,264	0	473,028,264	3.7%
	2016 -->	36,733,727	0	36,733,727	4.1%	387,903,994	0	387,903,994	3.2%
<b>Green Tax</b>	2017 -->	18,458	3,511,954	53,925,941	5.5%	27,645	37,191,772	570,733,237	4.4%
	2016 -->	0	3,232,062	49,474,387	5.6%	0	33,894,459	519,112,222	4.2%
<b>Goods and Services Tax</b>	2017 -->	236,136,828	19,764,329	539,531,162	54.9%	2,251,091,113	222,516,595	5,666,764,648	44.0%
	2016 -->	236,405,019	20,128,202	544,490,598	61.3%	1,911,438,304	216,387,014	5,224,837,279	42.5%
<b>Goods and Services Tax (General)</b>	2017 -->	236,081,007	0	236,081,007	24.0%	2,250,581,264	0	2,250,581,264	17.5%
	2016 -->	236,405,019	0	236,405,019	26.6%	1,910,792,459	0	1,910,792,459	15.6%
<b>Goods and Services Tax (Tourism Sector)</b>	2017 -->	55,820	19,764,329	303,450,155	30.9%	509,850	222,516,595	3,416,183,384	26.5%
	2016 -->	0	20,128,202	308,085,579	34.7%	645,845	216,387,014	3,314,044,821	27.0%
<b>Land Sales Tax</b>	2017 -->	4,486,482	0	4,486,482	0.5%	89,294,257	0	89,294,257	0.7%
	2016 -->	1,980,939	0	1,980,939	0.2%	17,716,076	0	17,716,076	0.1%
<b>Remittance Tax</b>	2017 -->	7,186,700	3,277	7,186,700	0.7%	97,157,105	9,452	97,188,230	0.8%
	2016 -->	0	0	0	0.0%	0	0	0	0.0%
<b>Revenue Stamp</b>	2017 -->	3,185,094	0	3,185,094	0.3%	37,327,862	0	37,327,862	0.3%
	2016 -->	3,077,435	0	3,077,435	0.3%	36,441,769	0	36,441,769	0.3%
<b>Fees and Charges</b>	2017 -->	71,893,820	11,676,700	251,221,706	25.5%	642,478,847	130,919,784	2,650,688,574	20.6%
	2016 -->	72,000,567	8,060,186	195,516,296	22.0%	605,098,688	156,940,119	3,007,666,920	24.5%
<b>Airport Development Fee</b>	2017 -->	0	2,890,348	44,518,970	4.5%	0	14,417,140	221,438,758	1.7%
	2016 -->	0	0	0	0.0%	0	0	0	0.0%
<b>Construction Period Extension Fee</b>	2017 -->	0	0	0	0.0%	0	3,120,000	47,856,750	0.4%
	2016 -->	0	0	0	0.0%	0	0	0	0.0%
<b>Corporate Social Responsibility Fee</b>	2017 -->	0	0	0	0.0%	0	850,000	12,971,000	0.1%
	2016 -->	0	0	0	0.0%	0	0	0	0.0%
<b>Business Permits</b>	2017 -->	1,663,772	8,100	1,788,034	0.2%	29,275,503	239,415	32,945,352	0.3%
	2016 -->	2,576,031	8,000	2,698,611	0.3%	25,882,054	72,600	26,993,664	0.2%
<b>Import Trade Fee</b>	2017 -->	722,700	0	722,700	0.1%	6,352,871	0	6,352,871	0.0%
	2016 -->	578,870	0	578,870	0.1%	5,401,720	0	5,401,720	0.0%
<b>Company Annual Fee</b>	2017 -->	211,800	0	211,800	0.0%	14,908,616	0	14,908,616	0.1%
	2016 -->	566,000	0	566,000	0.1%	12,923,000	0	12,923,000	0.1%
<b>Company Registration Fee</b>	2017 -->	133,144	0	133,144	0.0%	2,432,730	0	2,432,730	0.0%
	2016 -->	571,548	0	571,548	0.1%	2,861,261	0	2,861,261	0.0%
<b>Restaurant, Café, Canteen Fee</b>	2017 -->	154,445	0	154,445	0.0%	1,208,745	0	1,208,745	0.0%
	2016 -->	108,950	0	108,950	0.0%	978,585	0	978,585	0.0%
<b>Foreign Investment Administration Annual Fee</b>	2017 -->	0	6,000	92,020	0.0%	524,280	74,000	1,659,000	0.0%
	2016 -->	30,840	8,000	153,420	0.0%	761,748	72,600	1,873,358	0.0%
<b>Tourism Registration and License Fee</b>	2017 -->	211,100	2,100	243,342	0.0%	1,582,700	165,415	4,117,828	0.0%
	2016 -->	0	0	0	0.0%	0	0	0	0.0%
<b>Other Business Permits</b>	2017 -->	230,583	0	230,583	0.0%	2,265,561	0	2,265,561	0.0%
	2016 -->	719,823	0	828,773	0.1%	2,955,740	0	2,955,740	0.0%
<b>Fines</b>	2017 -->	11,511,993	359,424	17,029,241	1.7%	105,359,341	3,225,278	154,993,272	1.2%
	2016 -->	13,826,839	436,695	20,516,699	2.3%	97,595,970	8,824,042	232,698,074	1.9%
<b>Land Acquisition and Conversion Fee</b>	2017 -->	166,842	0	166,842	0.0%	2,241,872	34,209,427	526,180,579	4.1%
	2016 -->	855,738	427,600	7,406,968	0.8%	11,046,064	49,957,182	774,338,659	6.3%
<b>Lease Period Extension Fee</b>	2017 -->	0	0	0	0.0%	0	312,500	4,787,500	0.0%
	2016 -->	0	0	0	0.0%	0	25,628,155	392,552,505	3.2%
<b>Non-Tourism Property Income</b>	2017 -->	11,213,941	0	11,213,941	1.1%	115,149,768	440,878	121,908,380	0.9%
	2016 -->	12,776,585	0	12,776,585	1.4%	105,797,335	30,953	106,270,353	0.9%
<b>Commercial Land Rent</b>	2017 -->	8,709,163	0	8,709,163	0.9%	89,816,338	396,518	95,894,960	0.7%
	2016 -->	10,639,233	0	10,639,233	1.2%	83,156,714	0	83,156,714	0.7%
<b>Government Buildings Rent</b>	2017 -->	330,320	0	330,320	0.0%	2,869,400	0	2,869,400	0.0%
	2016 -->	223,292	0	223,292	0.0%	3,380,617	0	3,380,617	0.0%
<b>Industrial Land Rent</b>	2017 -->	528,253	0	528,253	0.1%	6,715,637	0	6,715,637	0.1%
	2016 -->	209,715	0	209,715	0.0%	2,612,499	0	2,612,499	0.0%
<b>Long-term Agricultural Leased Islands Rent</b>	2017 -->	1,490,319	0	1,490,319	0.2%	11,658,054	44,360	12,338,045	0.1%
	2016 -->	1,591,931	0	1,591,931	0.2%	14,150,455	30,953	14,623,473	0.1%
<b>Uninhabited Islands Rent</b>	2017 -->	149,886	0	149,886	0.0%	4,018,338	0	4,018,338	0.0%
	2016 -->	106,414	0	106,414	0.0%	2,425,050	0	2,425,050	0.0%
<b>Other Non-Tourism Property Income</b>	2017 -->	6,000	0	6,000	0.0%	72,000	0	72,000	0.0%
	2016 -->	6,000	0	6,000	0.0%	72,000	0	72,000	0.0%
<b>Proceeds from Sale of Assets</b>	2017 -->	4,470,177	0	4,470,177	0.5%	22,460,670	0	22,460,670	0.2%
	2016 -->	4,178,752	0	4,178,752	0.5%	10,769,850	0	10,769,850	0.1%
<b>Sale of Government Land</b>	2017 -->	3,834,860	0	3,834,860	0.4%	21,267,426	0	21,267,426	0.2%
	2016 -->	4,126,256	0	4,126,256	0.5%	10,158,229	0	10,158,229	0.1%
<b>Other Proceeds from Sale of Assets</b>	2017 -->	635,316	0	635,316	0.1%	1,193,244	0	1,193,244	0.0%
	2016 -->	52,496	0	52,496	0.0%	611,621	0	611,621	0.0%
<b>Resident Permit</b>	2017 -->	26,186,250	0	26,186,250	2.7%	213,358,620	0	213,358,620	1.7%
	2016 -->	22,542,010	0	22,542,010	2.5%	213,987,320	0	213,987,320	1.7%
<b>Royalties</b>	2017 -->	6,905,147	0	6,905,147	0.7%	61,570,984	5,782	61,659,653	0.5%
	2016 -->	5,825,709	539	5,833,959	0.7%	60,535,510	8,931	60,672,357	0.5%
<b>Duty Free Royalty</b>	2017 -->	6,905,147	0	6,905,147	0.7%	60,905,061	0	60,905,061	0.5%
	2016 -->	5,762,622	0	5,762,622	0.6%	59,552,777	0	59,552,777	0.5%
<b>Fuel Re-export Royalty</b>	2017 -->	0	0	0	0.0%	665,923	5,782	754,592	0.0%
	2016 -->	63,087	539	71,337	0.0%	982,733	8,931	1,119,581	0.0%
<b>Ownership Transfer Tax</b>	2017 -->	0	5,000	76,800	0.0%	0	60,000	920,200	0.0%
	2016 -->	0	0	0	0.0%	0	0	0	0.0%
<b>Tourism Land Rent</b>	2017 -->	0							