



MONTHLY REVENUE COLLECTION OCTOBER 2012

382.1 million

Total Revenue Collection (MVR)
for October 2012

14.1 million

US Dollar Revenue Collection (USD)
for October 2012

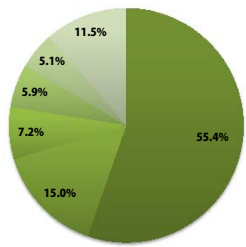
+27.6%

Total Revenue Collection
Compared to October 2011

6.6%

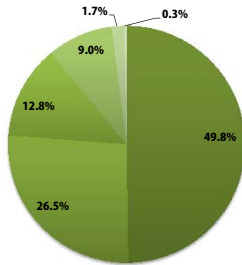
Total Revenue Collection
Compared to Forecast for October 2012

Contribution to Total Revenue



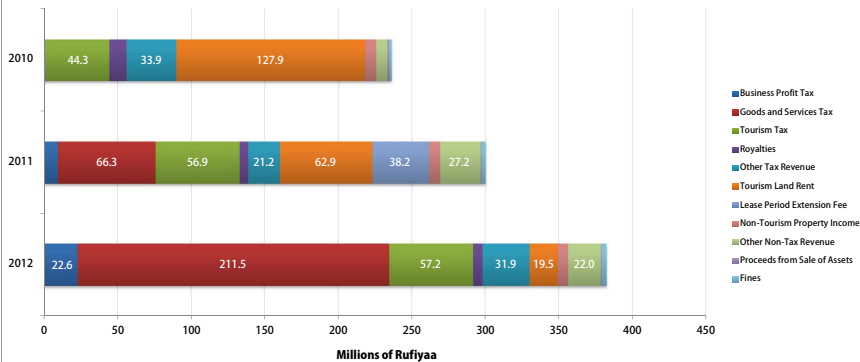
- Goods and Services Tax
- Tourism Tax
- Airport Service Charge
- Business Profit Tax
- Tourism Land Rent
- Others

Contribution to US\$ Revenue



- Goods and Services Tax
- Tourism Tax
- Airport Service Charge
- Business Profit Tax
- Tourism Land Rent
- Others

October Revenue Collection



Royalties: Duty Free Royalty, Fishing Royalty, Foreign Investment Royalty, Fuel Re-Export Royalty, Re-Export Royalty, Skipjack Industry Royalty, Yellowfin Tuna Export Royalty
Other Tax Revenue: Airport Service Charge, Bank Profit Tax, Land Sales Tax, Revenue Stamp
Non-Tourism Property Income: Commercial Land Rent, Government Buildings Rent, Long-Term Agricultural Leased Islands Rent, Rent from Floating Jetty, Rent from Land for Industry, Uninhabited Islands Administration Fee, Uninhabited Islands Rent
Other Non-Tax Revenue: Company Annual Fee, Company Registration Fee, Co-operative Society Annual Fee, Co-operative Society Registration Fee, Flat Maintenance Fee, Foreign Business Fee, Foreign Investment Administration Annual Fee, Import Trade Fee, Partnership Annual Fee, Partnership Registration Fee, Resident Permit, Restaurant, Café, Canteen Fee, Trade Registry Fee, Vehicle Fee, Vessel Fee
Proceeds from Sale of Assets: Sale of Government Buildings, Sale of Government Land, Sale of Items at Auction

		October				January to October			
		MVR	USD	Total (MVR)	Share of Revenue	MVR	USD	Total (MVR)	Share of Revenue
Airport Service Charge	2012 --> 2011 -->	0 0	1,804,506 1,090,390	27,554,807 16,726,583	7.2% 5.6%	0 46,044,315	17,764,344 15,953,539	272,128,693 288,081,175	4.5% 4.7%
Bank Profit Tax	2012 --> 2011 -->	0 0	0 0	0 0	0.0% 0.0%	255,863,512 229,831,615	0 0	2,558,635,120 2,298,316,115	4.2% 3.8%
Business Profit Tax	2012 --> 2011 -->	22,452,903 9,354,317	9,504 9,354,317	22,598,409 9,354,317	5.9% 3.1%	1,171,361,564 18,291,405	11,810,349 0	13,522,626,135 18,291,405	22.2% 0.3%
Commercial Land Rent	2012 --> 2011 -->	4,867,786 6,079,411	0 0	4,867,786 6,079,411	1.3% 2.0%	54,279,028 55,396,897	0 0	54,279,028 55,396,897	0.9% 0.9%
Company Annual Fee	2012 --> 2011 -->	421,900 242,000	0 0	421,900 242,000	0.1% 0.1%	8,650,600 7,688,000	0 0	8,650,600 7,688,000	0.1% 0.1%
Company Registration Fee	2012 --> 2011 -->	231,598 248,129	0 0	231,598 248,129	0.1% 0.1%	1,868,154 2,602,687	0 0	1,868,154 2,602,687	0.0% 0.0%
Co-operative Society Annual Fee	2012 --> 2011 -->	1,400 600	0 0	1,400 600	0.0% 0.0%	8,800 7,200	0 0	8,800 7,200	0.0% 0.0%
Co-operative Society Registration Fee	2012 --> 2011 -->	0 400	0 0	0 400	0.0% 0.0%	2,800 4,400	0 0	2,800 4,400	0.0% 0.0%
Duty Free Royalty	2012 --> 2011 -->	84,241 1,433,453	242,880 113,860	3,800,303 3,181,070	1.0% 1.1%	2,515,834 4,201,749	1,622,000 1,287,013	27,372,580 22,375,442	0.4% 0.4%
Fines	2012 --> 2011 -->	3,226,821 2,199,377	24,371 4,969	3,600,842 2,995,391	0.9% 1.0%	29,185,603 19,129,333	901,901 1,523,647	43,004,244 39,061,496	0.7% 0.6%
Fishing Royalty	2012 --> 2011 -->	0 0	0 0	0 0	0.0% 0.0%	0 0	38,625 0	543,387 0	0.0% 0.0%
Flat Maintenance Fee	2012 --> 2011 -->	7,400 30,200	0 0	7,400 30,200	0.0% 0.0%	121,688 167,200	0 0	1,121,688 167,200	0.0% 0.0%
Foreign Business Fee	2012 --> 2011 -->	150,000 255,000	0 0	150,000 255,000	0.0% 0.1%	2,545,000 2,765,000	0 0	2,545,000 2,765,000	0.0% 0.0%
Foreign Investment Administration Annual Fee	2012 --> 2011 -->	0 92,360	2,000 0	30,600 92,360	0.0% 0.0%	449,754 277,040	20,000 103,088	756,174 1,704,152	0.0% 0.0%
Foreign Investment Royalty	2012 --> 2011 -->	419,194 0	11,133 10,021	589,158 153,820	0.2% 0.1%	936,423 187,136	52,474 841,270	1,739,276 12,690,197	0.0% 0.2%
Fuel Re-Export Royalty	2012 --> 2011 -->	2,046,203 2,414,723	0 0	2,046,203 2,414,723	0.5% 0.8%	27,880,916 26,882,172	14,163 61,998	28,097,785 27,502,486	0.5% 0.5%
Goods and Services Tax	2012 --> 2011 -->	103,586,740 502,311	7,037,570 433,479	211,497,675 502,311	55.4% 0.1%	844,339,238 5,593,845	83,431,803 0	2,123,538,122 5,593,845	34.9% 0.1%
Government Buildings Rent	2012 --> 2011 -->	0 433,479	0 0	0 433,479	0.0% 0.1%	6,043,832 6,043,832	0 0	6,043,832 6,043,832	0.1% 0.1%
Import Trade Fee	2012 --> 2011 -->	420,205 646,805	0 0	420,205 646,805	0.1% 0.2%	6,122,510 6,006,250	0 0	6,122,510 6,006,250	0.1% 0.1%
Land Sales Tax	2012 --> 2011 -->	1,634,368 348,600	0 0	1,634,368 348,600	0.4% 0.1%	15,381,035 6,575,383	0 0	15,381,035 6,575,383	0.3% 0.1%
Lease Period Extension Fee	2012 --> 2011 -->	0 0	2,500,000 0	38,200,000 0	12.8% 0.0%	0 30,500,000	11,000,000 434,480,000	168,705,000 434,480,000	2.8% 7.1%
Long-Term Agricultural Leased Islands Rent	2012 --> 2011 -->	817,370 432,268	0 0	817,370 432,268	0.2% 0.1%	6,018,368 5,783,474	6,200 0	6,113,600 5,783,474	0.1% 0.1%
Partnership Annual Fee	2012 --> 2011 -->	0 8,000	0 0	0 8,000	0.0% 0.0%	61,880 62,060	0 0	61,880 62,060	0.0% 0.0%
Partnership Registration Fee	2012 --> 2011 -->	2,000 0	0 0	2,000 0	0.0% 0.0%	44,027 14,734	0 0	44,027 14,734	0.0% 0.0%
Re-Export Royalty	2012 --> 2011 -->	0 0	0 0	0 0	0.0% 0.0%	0 0	12,799 0	183,022 0	0.0% 0.0%
Rent from Floating Jetty	2012 --> 2011 -->	6,000 6,000	0 0	6,000 6,000	0.0% 0.0%	72,000 72,000	0 0	72,000 72,000	0.0% 0.0%
Rent from Land for Industry	2012 --> 2011 -->	441,779 396,444	0 0	441,779 396,444	0.1% 0.1%	5,261,463 5,193,166	0 0	5,261,463 5,193,166	0.1% 0.1%
Resident Permit	2012 --> 2011 -->	15,184,500 20,235,500	0 0	15,184,500 20,235,500	4.0% 6.8%	145,149,750 62,438,250	145,149,750 62,438,250	2.4% 1.0%	
Restaurant, Café, Canteen Fee	2012 --> 2011 -->	64,800 102,000	0 0	64,800 102,000	0.0% 0.0%	1,105,800 1,161,000	0 0	1,105,800 1,161,000	0.0% 0.0%
Revenue Stamp	2012 --> 2011 -->	2,732,267 4,155,160	0 0	2,732,267 4,155,160	0.7% 1.4%	33,842,116 30,452,715	0 0	33,842,116 30,452,715	0.6% 0.5%
Sale of Government Buildings	2012 --> 2011 -->	72,959 100,516	0 0	72,959 100,516	0.0% 0.0%	1,007,913 976,672	0 0	1,007,913 976,672	0.0% 0.0%
Sale of Government Land	2012 --> 2011 -->	249,985 470,277	0 0	249,985 470,277	0.1% 0.2%	7,231,712 34,393,372	6,698,783 137,136,679	7,231,712 137,136,679	0.1% 2.3%
Sale of Items at Auction	2012 --> 2011 -->	0 0	0 0	0 0	0.0% 0.0%	6,831 6,831	0 0	6,831 6,831	0.0% 0.0%
Skipjack Industry Royalty	2012 --> 2011 -->	0 0	0 0	0 0	0.0% 0.0%	0 0	199,868 2,548,315	0 2,548,315	0.0% 0.1%
Tourism Land Rent	2012 --> 2011 -->	0 0	1,270,890 4,108,404	19,461,635 62,914,775	5.1% 21.0%	12,000 12,000	52,418,852 68,257,311	803,528,018 976,491,281	13.2% 16.0%
Tourism Tax	2012 --> 2011 -->	0 0	3,742,077 3,713,493	57,168,129 56,927,922	15.0% 19.0%	0 2,199,450	43,177,915 42,450,089	661,227,710 604,474,427	10.9% 9.9%
Trade Registry Fee	2012 --> 2011 -->	192,050 307,400	0 0	192,050 307,400	0.1% 0.1%	2,199,450 2,346,350	0 0	2,199,450 2,346,350	0.0% 0.0%
Uninhabited Islands Administration Fee	2012 --> 2011 -->	27,600 3,300	0 0	27,600 3,300	0.0% 0.0%	27,600 22,575	0 0	27,600 22,575	0.0% 0.0%
Uninhabited Islands Rent	2012 --> 2011 -->	381,283 396,351	0 0	381,283 396,351	0.1% 0.1%	3,671,441 3,823,230	0 0	3,671,441 3,823,230	0.1% 0.1%
Vehicle Fee	2012 --> 2011 -->	4,896,136 4,434,312	0 0	4,896,136 4,434,312	1.3% 1.5%	39,055,038 40,090,834	0 0	39,055,038 40,090,834	0.6% 0.7%
Vessel Fee	2012 --> 2011 -->	412,223 623,575	0 0	412,223 623,575	0.1% 0.2%	5,287,193 5,935,555	0 0	5,287,193 5,935,555	0.1% 0.1%
Yellowfin Tuna Export Royalty	2012 --> 2011 -->	0 178,335	0 0	0 178,335	0.0% 0.1%	171,469 202,839	49,967 46,697	936,340 816,587	0.0% 0.0%
Total		165,534,022 56,348,291	14,144,931 15,868,202	382,065,681 299,434,036		2,677,325,524 622,089,271	222,269,967 215,899,678	6,084,228,031 3,708,770,278	

Disclaimer: The figures in this report indicate revenue collected by MIRA during the month. Revenue collected by island and atoll councils on behalf of MIRA appear on the revenue report pertaining to the month in which such collections are deposited to the Public Bank Account and transaction-level details of such deposits are furnished by the councils. Cheques dishonored during the month are deducted from the total revenue of the relevant revenue types.