



MONTHLY REVENUE COLLECTION OCTOBER 2020

390.57 million

Total Revenue Collection (MVR) for October 2020, inclusive of USD Collection

4.68 million

US Dollar Revenue Collection (USD) for October 2020

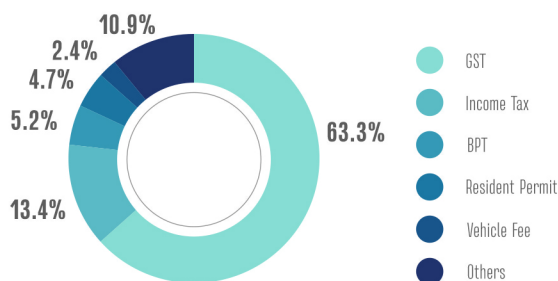
57.9%

A decrement of -57.9% was recorded for October 2020 compared to October 2019

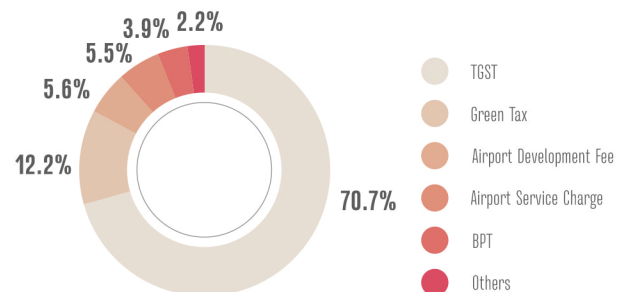
Reasons behind the decrement in revenue:

- The collection is lower than October 2019 due to the impact of the Covid-19 pandemic. The decrease in tourist arrivals, resulting in decline in economic activity and tax collection from tourism sector, led to the decline in collection of major taxes such as GST and Green Tax.

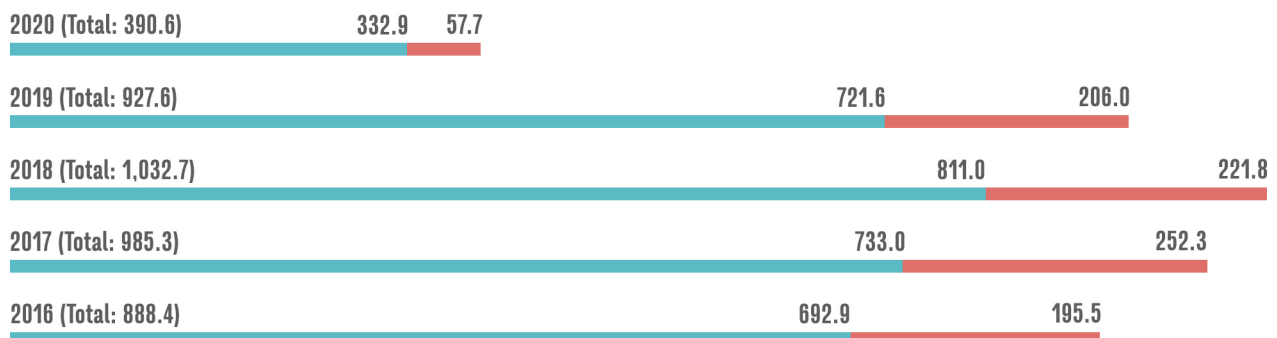
Contribution to Total Revenue



Contribution to US\$ Revenue



Collection of October 2016 -2020 (in millions)



Tax Revenues

Non-Tax Revenues

		October 2020				January - October 2020			
		MVR	USD	Total (MVR)	Share of Revenue	MVR	USD	Total (MVR)	Share of Revenue
Tax Revenues	2020 ->	266,669,708	4,322,277	332,905,156	85.2%	4,655,698,228	190,787,165	7,590,809,291	84.6%
	2019 ->	311,753,342	26,703,497	721,645,543	77.8%	5,208,149,631	391,202,777	11,208,675,518	79.6%
Airport Service Charge	2020 ->	0	257,884	3,957,414	1.0%	0	16,953,461	259,818,274	2.9%
	2019 ->	0	3,281,031	50,365,171	5.4%	0	39,341,149	603,228,995	4.3%
Business Profit Tax	2020 ->	17,528,673	182,151	20,317,252	5.2%	1,126,809,056	32,050,913	1,617,991,371	18.0%
	2019 ->	5,032,123	2,824	5,034,947	0.5%	1,510,606,622	41,805,535	2,151,470,587	15.9%
Income Tax	2020 ->	52,270,804	7,908	52,291,864	13.4%	1,757,859,997	1,768,707	1,795,245,585	20.0%
	2019 ->	43,697,005	0	43,697,005	4.7%	1,184,480,063	0	1,184,480,063	8.4%
Income Tax - Companies and non-individuals	2020 ->	14,014,048	7,908	14,135,109	3.6%	322,679,320	1,704,843	348,792,467	3.9%
	2019 ->	0	0	0	0.0%	0	0	0	0.0%
Non-Resident Withholding Tax	2020 ->	28,134,564	0	28,134,564	7.2%	425,230,300	0	425,230,300	4.7%
	2019 ->	43,514,311	0	43,514,311	4.7%	570,528,600	0	570,528,600	4.1%
Individual Income Tax	2020 ->	10,122,191	0	10,122,191	2.6%	56,250,733	63,864	67,523,175	0.8%
	2019 ->	0	0	0	0.0%	0	0	0	0.0%
Individual Income Tax	2020 ->	1,586,255	0	1,586,255	0.4%	38,418,145	63,864	39,398,346	0.4%
	2019 ->	0	0	0	0.0%	0	0	0	0.0%
Employee Withholding Tax	2020 ->	8,535,936	0	8,535,936	2.2%	17,832,588	0	28,124,828	0.3%
	2019 ->	0	0	0	0.0%	0	0	0	0.0%
Bank Income Tax	2020 ->	0	0	0	0.0%	953,699,643	0	953,699,643	10.6%
	2019 ->	182,694	0	182,694	0.0%	613,951,463	0	613,951,463	4.4%
Green Tax	2020 ->	0	568,554	8,708,348	2.2%	0	20,247,824	310,413,383	3.5%
	2019 ->	0	3,454,895	53,028,969	5.7%	0	46,177,851	708,335,952	5.0%
Goods and Services Tax	2020 ->	196,754,992	3,305,780	247,415,038	63.3%	1,758,177,137	119,766,259	3,994,488,641	40.0%
	2019 ->	248,430,085	19,964,747	554,884,823	59.8%	2,385,124,121	263,878,062	6,433,217,972	45.7%
Goods and Services Tax (General)	2020 ->	189,449,813	0	189,449,813	48.5%	1,731,175,586	0	1,731,175,586	19.3%
	2019 ->	248,430,085	0	248,430,085	26.8%	2,385,113,980	0	2,385,113,980	16.9%
Goods and Services Tax (Tourism Sector)	2020 ->	7,305,178	3,305,780	57,965,225	14.8%	27,001,551	119,766,259	1,863,313,055	20.8%
	2019 ->	0	19,964,747	306,454,738	33.0%	10,141	263,878,062	4,048,103,992	28.8%
Land Sales Tax	2020 ->	0	0	0	0.0%	1,068,013	0	1,068,013	0.0%
	2019 ->	6,201,545	0	6,201,545	0.7%	24,953,875	0	24,953,875	0.2%
Remittance Tax	2020 ->	0	0	0	0.0%	8,970,164	0	8,970,164	0.1%
	2019 ->	8,009,763	0	8,009,763	0.9%	86,400,674	180	86,403,428	0.6%
Revenue Stamp	2020 ->	115,240	0	115,240	0.0%	2,813,861	0	2,813,861	0.0%
	2019 ->	362,821	0	362,821	0.0%	16,584,276	0	16,584,276	0.1%
Non-Tax Revenues	2020 ->	52,187,952	955,942	57,668,028	14.8%	531,326,803	55,620,894	1,385,661,744	15.4%
	2019 ->	72,321,083	8,693,707	205,960,417	22.2%	771,847,865	136,623,000	2,670,365,143	20.4%
Airport Development Fee	2020 ->	0	260,653	4,019,269	1.0%	0	17,050,227	262,897,241	2.9%
	2019 ->	0	3,314,910	51,115,723	5.3%	0	39,249,846	605,209,385	4.3%
Construction Period Extension Fee	2020 ->	0	0	0	0.0%	0	0	0	0.0%
	2019 ->	0	0	0	0.0%	0	0	0	0.0%
Corporate Social Responsibility Fee	2020 ->	0	9,000	138,330	0.0%	0	1,093,000	16,763,960	0.2%
	2019 ->	0	102,000	1,565,400	0.2%	0	1,546,000	23,708,645	0.2%
Business Permits	2020 ->	2,005,462	35,240	2,544,865	0.7%	21,508,255	297,821	26,074,193	0.3%
	2019 ->	1,732,078	10,545	1,893,857	0.2%	33,465,790	307,285	38,177,132	0.3%
Company Annual Fee	2020 ->	434,100	0	434,100	0.1%	13,294,620	0	13,294,620	0.1%
	2019 ->	220,000	0	220,000	0.0%	15,200,278	0	15,200,278	0.1%
Company Registration Fee	2020 ->	220,850	0	220,850	0.1%	1,447,319	0	1,447,319	0.0%
	2019 ->	118,136	0	118,136	0.0%	2,742,286	0	2,742,286	0.0%
Foreign Investment Administration Fee	2020 ->	154,200	10,000	307,050	0.1%	693,900	108,001	2,349,975	0.0%
	2019 ->	30,840	6,000	122,920	0.0%	215,880	82,000	1,473,493	0.0%
Tourism Registration and License Fee	2020 ->	30,100	25,240	416,653	0.1%	238,000	189,820	3,147,864	0.0%
	2019 ->	45,400	4,545	115,099	0.0%	497,800	225,285	3,951,528	0.0%
Other Business Permits	2020 ->	1,166,212	0	1,166,212	0.3%	5,834,416	0	5,834,416	0.1%
	2019 ->	1,317,702	0	1,317,702	0.1%	14,809,546	0	14,809,546	0.1%
Fines	2020 ->	9,445,888	30,397	9,911,942	2.5%	76,119,406	1,423,679	97,940,883	1.1%
	2019 ->	8,196,880	71,638	9,296,146	0.0%	108,454,066	3,547,466	162,845,751	1.2%
Land Acquisition and Conversion Fee	2020 ->	0	0	0	0.0%	0	256,273	3,933,798	0.0%
	2019 ->	0	23,288	357,385	0.0%	0	716,805	10,992,543	0.0%
Lease Period Extension Fee	2020 ->	0	0	0	0.0%	0	10,000,000	153,500,000	1.7%
	2019 ->	0	0	0	0.0%	0	5,000,000	76,500,000	0.5%
Non-Tourism Property Income	2020 ->	4,003,698	0	4,003,698	1.0%	57,645,785	0	57,645,785	0.6%
	2019 ->	9,137,145	0	9,137,145	1.0%	105,068,510	30,850	105,541,809	0.7%
Commercial Land Rent	2020 ->	2,011,417	0	2,011,417	0.5%	42,476,374	0	42,476,374	0.5%
	2019 ->	7,084,423	0	7,084,423	0.8%	77,572,185	0	77,572,185	0.6%
Government Buildings Rent	2020 ->	65,720	0	65,720	0.0%	1,286,900	0	1,286,900	0.0%
	2019 ->	268,690	0	268,690	0.0%	2,828,350	0	2,828,350	0.0%
Industrial Land Rent	2020 ->	364,702	0	364,702	0.1%	5,221,592	0	5,221,592	0.1%
	2019 ->	530,350	0	530,350	0.1%	6,234,308	0	6,234,308	0.0%
Long-term Agricultural Leased Islands Rent	2020 ->	1,515,059	0	1,515,059	0.4%	7,092,983	0	7,092,983	0.1%
	2019 ->	1,226,782	0	1,226,782	0.1%	12,791,301	30,850	13,264,608	0.1%
Uninhabited Islands Rent	2020 ->	16,800	0	16,800	0.0%	1,527,936	0	1,527,936	0.0%
	2019 ->	26,900	0	26,900	0.0%	5,600,358	0	5,600,358	0.0%
Other Non-Tourism Property Income	2020 ->	30,000	0	30,000	0.0%	40,000	0	40,000	0.0%
	2019 ->	0	0	0	0.0%	42,000	0	42,000	0.0%
Proceeds from Sale of Assets	2020 ->	278,628	0	278,628	0.1%	6,535,248	0	6,535,248	0.1%
	2019 ->	1,411,522	0	1,411,522	0.2%	16,116,683	0	16,116,683	0.1%
Sale of Government Land	2020 ->	254,322	0	254,322	0.1%	6,239,394	0	6,239,394	0.1%
	2019 ->	1,329,986	0	1,329,986	0.1%	15,603,383	0	15,603,383	0.1%
Other Proceeds from Sale of Assets	2020 ->	24,306	0	24,306	0.0%	295,854	0	295,854	0.0%
	2019 ->	81,536	0	81,536	0.0%	513,300	0	513,300	0.0%
Resident Permit	2020 ->	18,544,500	0	18,544,500	4.7%	197,472,150	0	197,472,150	2.2%
	2019 ->	28,844,140	0	28,844,140	3.1%	261,489,060	0	261,489,060	1.9%
Royalties	2020 ->	559,150	31	559,623	0.1%	23,146,575	6,119	23,240,396	0.3%
	2019 ->	6,008,348	827	6,021,033	0.6%	76,819,906	8,622	76,952,151	0.5%
Duty Free Royalty	2020 ->	559,150	0	559,150	0.1%	23,146,575	0	23,146,575	0.3%
	2019 ->	6,008,348	0	6,008,348	0.6%	76,819,906	0	76,819,906	0.5%
Fuel Re-export Royalty	2020 ->	0	31	474	0.0%	0	6,119	93,821	0.0%
	2019 ->	0	827	12,684	0.0%	0	8,622	132,245	0.0%
Ownership Transfer Tax	2020 ->	0	0	0	0.0%	0	0	0	0.0%
	2019 ->	0	0	0	0.0%	0	25,000	383,200	0.0%
Tourism Land Rent	2020 ->	0	5,121	78,556	0.0%	0	25,311,354	387,959,868	4.3%
	2019 ->	0	5,154,570	79,071,996	8.5%	0	83,475,729	1,280,301,119	9.1%
Tourism Administration Fee	2020 ->	0	0	0	0.0%	0	0	0	0.0%
	2019 ->	0	0	0	0.0%	0	200,000	3,064,000	0.0%
Vehicle Fee	2020 ->	9,336,673	0	9,336,673	2.4%	80,847,118	0	80,847,118	0.9%
	2019 ->	9,217,988	0	9,217,988	1.0%	90,818,220	0	90,818,220	0.7%
Vessel Fee	2020 ->	2,135,075	15,500	2,373,065	0.6%	17,435,619	171,371	20,064,814	0.2%
	2019 ->	2,095,177	12,000	2,239,942	0.2%	20,471,588	135,500	22,854,646	0.2%
Zakat al-mal	2020 ->	5,865,705	0	5,865,705	1.5%	50,170,818	3,550	50,225,309	0.6%
	2019 ->	5,630,271	0	5,640,166	0.6%	57,926,336	2,982	58,031,761	0.4%
Others	2020 ->								