



MONTHLY REVENUE COLLECTION

September 2017

989.7 million **43.6** million

Total Revenue Collection (MVR) for September 2017, inclusive of USD Collection

US Dollar Revenue Collection (USD) for September 2017

-10.4%

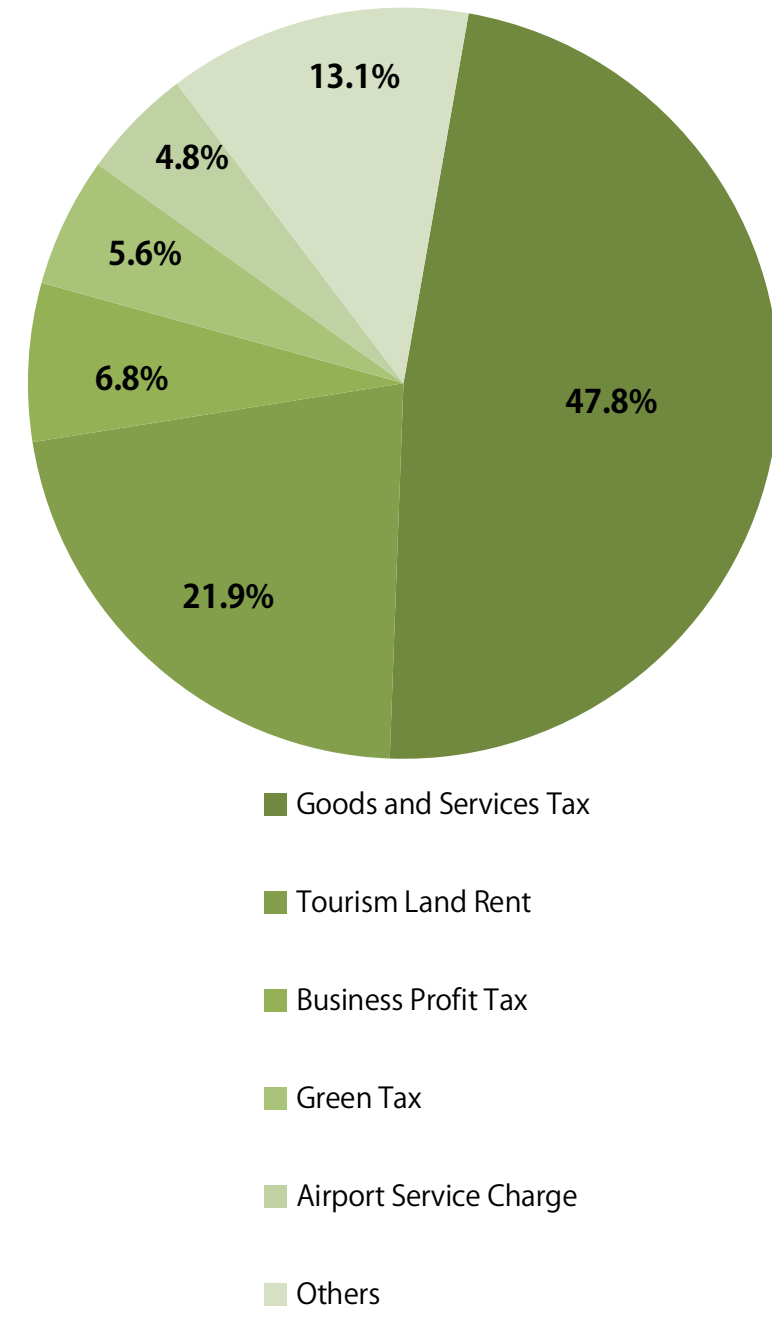
Total Revenue Collection Compared to September 2016

-10.7%

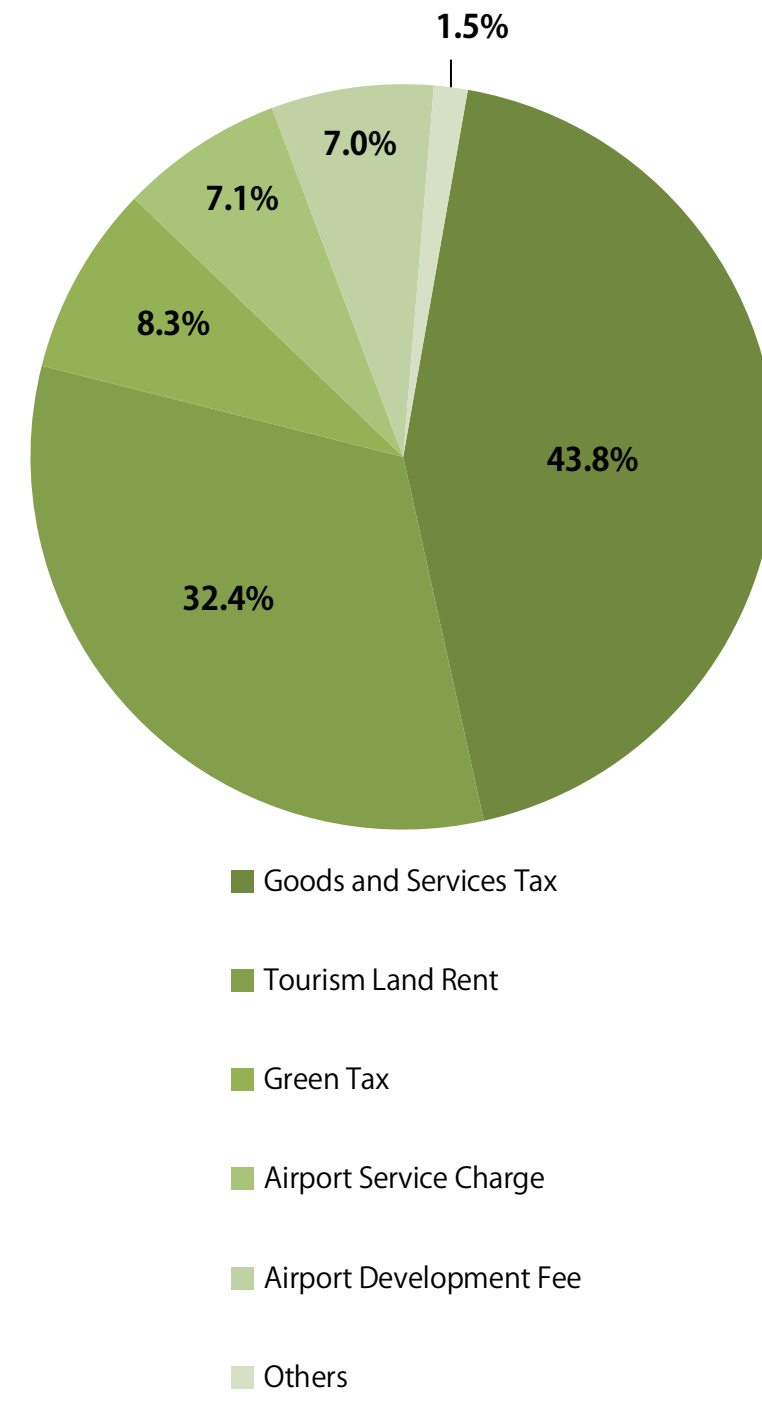
Total Revenue Collection Compared to Forecast for September 2017

Actual collection is lower than the collection of corresponding period and the projected revenue, due to a decline in Tourism Land Rent collection. Deadline for Tourism Land Rent was extended to 01 October 2017 as the date fell on a government holiday.

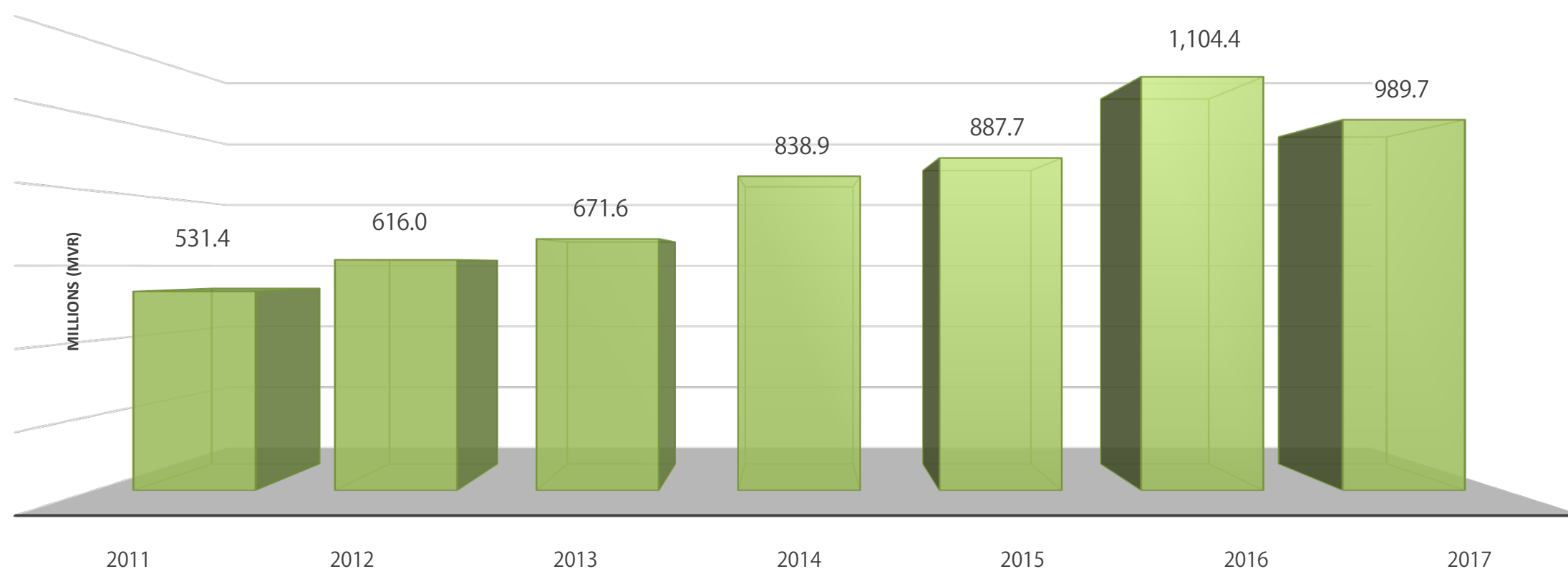
Contribution to Total Revenue



Contribution to US\$ Revenue



Collection of September 2011 - 2017



Business Permits: Company Annual Fee, Company Registration Fee, Co-operative Society Registration Fee, Co-operative Society Annual Fee, Foreign Business Fee, Foreign Investment Administration Fee, Import Trade Fee, Trade Registry Fee, Restaurant, Café, Canteen Fee, Partnership Annual Fee, Dive school Registration Fee, Guest House Registration Fee, Other Registrations & License Fees, Motor Vehicle and Vessel Registration Fee, Sale of Tender Documents, Bank Mortgage Registration Fee, Sole Traders Registration Fee

Royalties: Duty Free Royalty, Fishing Royalty, Foreign Investment Royalty, Fuel Re-Export Royalty, Re-Export Royalty, Skipjack Industry Royalty, Yellowfin Tuna Export Royalty

Non-Tourism Property Income: Commercial Land Rent, Government Buildings Rent, Long-Term Agricultural Leased Islands Rent, Rent from Floating Jetty, Uninhabited Islands Rent

Proceeds from Sale of Assets: Sale of Government Buildings, Sale of Government Land, Sale of Items at Auction

Others: International Airport Fees, Reimbursement from previous year budget

		September 2017				January - September			
		MVR	USD	Total (MVR)	Share of Revenue	MVR	USD	Total (MVR)	Share of Revenue
Tax Revenues	2017 -->	267,160,845	25,789,138	663,392,924	67.0%	4,805,093,985	305,566,056	9,494,467,026	79.9%
	2016 -->	253,201,278	24,695,532	631,913,046	57.2%	4,091,849,710	292,038,664	8,564,240,974	75.2%
Airport Service Charge	2017 -->	0	3,088,239	47,445,967	4.8%	0	35,410,911	543,166,337	4.6%
	2016 -->	0	2,772,945	42,481,517	3.8%	0	26,180,318	400,753,948	3.5%
Bank Profit Tax	2017 -->	0	0	0	0.0%	649,798,954	0	649,798,954	5.5%
	2016 -->	0	0	0	0.0%	491,658,533	0	491,658,533	4.3%
Business Profit Tax	2017 -->	66,851,710	40,197	67,468,582	6.8%	1,931,536,945	33,720,407	2,448,703,061	20.6%
	2016 -->	77,421,360	125,301	79,344,158	7.2%	1,891,793,558	38,927,154	2,488,326,675	21.8%
BPT	2017 -->	22,281,306	40,197	22,898,178	2.3%	1,493,509,169	33,720,407	2,010,675,285	16.9%
	2016 -->	15,306,541	125,301	17,229,339	1.6%	1,540,623,291	38,927,154	2,137,156,408	18.8%
Withholding Tax	2017 -->	44,570,404	0	44,570,404	4.5%	438,027,776	0	438,027,776	3.7%
	2016 -->	62,114,819	0	62,114,819	5.6%	351,170,267	0	351,170,267	3.1%
Green Tax	2017 -->	2,313	3,596,690	55,246,576	5.6%	12,749	33,675,993	516,738,952	4.4%
	2016 -->	0	3,568,993	54,734,340	5.0%	0	30,662,397	469,637,835	4.1%
Goods and Services Tax	2017 -->	180,222,759	19,064,011	473,147,737	47.8%	2,014,824,509	202,752,570	5,127,107,769	43.2%
	2016 -->	168,252,606	18,228,205	447,824,373	40.5%	1,675,033,285	196,258,812	4,680,346,681	41.1%
Goods and Services Tax (General)	2017 -->	180,179,290	0	180,179,290	18.2%	2,014,331,528	0	2,014,331,528	17.0%
	2016 -->	168,228,606	0	168,228,606	15.2%	1,674,387,439	0	1,674,387,439	14.7%
Goods and Services Tax (Tourism Sector)	2017 -->	43,469	19,064,011	292,968,447	29.6%	492,980	202,752,570	3,112,776,241	26.2%
	2016 -->	24,000	18,228,205	279,595,767	25.3%	645,845	196,258,812	3,005,959,242	26.4%
Land Sales Tax	2017 -->	6,660,305	0	6,660,305	0.7%	84,807,776	0	84,807,776	0.7%
	2016 -->	956,666	0	956,666	0.1%	15,735,138	0	15,735,138	0.1%
Remittance Tax	2017 -->	9,241,307	0	9,241,307	0.9%	89,970,405	6,175	90,001,530	0.8%
	2016 -->	0	0	0	0.0%	0	0	0	0.0%
Revenue Stamp	2017 -->	4,182,450	0	4,182,450	0.4%	34,142,649	0	34,142,649	0.3%
	2016 -->	6,570,646	0	6,570,646	0.6%	33,364,335	0	33,364,335	0.3%
Fees and Charges	2017 -->	53,187,661	17,785,591	326,338,278	33.0%	570,687,571	118,194,354	2,383,438,479	20.1%
	2016 -->	54,965,306	27,214,421	472,464,951	42.8%	533,098,121	148,879,933	2,812,150,624	24.7%
Airport Development Fee	2017 -->	0	3,068,809	47,146,487	4.8%	0	10,877,644	166,928,484	1.4%
	2016 -->	0	0	0	0.0%	0	0	0	0.0%
Construction Period Extension Fee	2017 -->	0	180,000	2,763,000	0.3%	0	3,120,000	47,856,750	0.4%
	2016 -->	0	0	0	0.0%	0	0	0	0.0%
Corporate Social Responsibility Fee	2017 -->	0	0	0	0.0%	0	850,000	12,971,000	0.1%
	2016 -->	0	0	0	0.0%	0	0	0	0.0%
Business Permits	2017 -->	1,526,942	2,435	1,564,361	0.2%	27,669,882	231,315	31,215,468	0.3%
	2016 -->	1,463,818	0	1,463,818	0.1%	23,306,023	64,600	24,295,053	0.2%
Import Trade Fee	2017 -->	485,800	0	485,800	0.0%	5,632,571	0	5,632,571	0.0%
	2016 -->	520,575	0	520,575	0.1%	4,822,850	0	4,822,850	0.0%
Company Annual Fee	2017 -->	478,000	0	478,000	0.0%	14,684,816	0	14,684,816	0.1%
	2016 -->	174,000	0	174,000	0.0%	12,357,000	0	12,357,000	0.1%
Company Registration Fee	2017 -->	315,742	0	315,742	0.0%	2,538,536	0	2,538,536	0.0%
	2016 -->	71,925	0	71,925	0.0%	2,289,713	0	2,289,713	0.0%
Restaurant, Café, Canteen Fee	2017 -->	76,200	0	76,200	0.0%	1,065,100	0	1,065,100	0.0%
	2016 -->	116,295	0	116,295	0.0%	869,635	0	869,635	0.0%
Foreign Investment Administration Annual Fee	2017 -->	0	2,000	30,720	0.0%	524,280	68,000	1,566,980	0.0%
	2016 -->	123,360	0	123,360	0.0%	730,908	64,600	1,719,938	0.0%
Tourism Registration and License Fee	2017 -->	65,000	435	71,699	0.0%	1,371,600	163,315	3,874,486	0.0%
	2016 -->	0	0	0	0.0%	0	0	0	0.0%
Other Business Permits	2017 -->	106,200	0	106,200	0.0%	1,852,979	0	1,852,979	0.0%
	2016 -->	457,663	0	573,958	0.1%	2,235,917	0	2,235,917	0.0%
Fines	2017 -->	8,444,121	42,423	9,096,147	0.9%	93,881,422	2,862,771	137,950,680	1.2%
	2016 -->	9,005,653	2,411,348	46,019,666	4.2%	83,769,131	8,387,347	212,181,375	1.9%
Land Acquisition and Conversion Fee	2017 -->	1,792,206	52,459	2,597,464	0.3%	2,075,030	34,209,427	526,013,737	4.4%
	2016 -->	0	2,189,307	33,547,100	3.0%	10,190,326	49,529,582	766,931,691	6.7%
Lease Period Extension Fee	2017 -->	0	0	0	0.0%	0	312,500	4,787,500	0.0%
	2016 -->	0	0	0	0.0%	0	25,628,155	392,552,505	3.4%
Non-Tourism Property Income	2017 -->	10,432,204	20	10,432,511	1.1%	103,936,537	44,380	104,616,834	0.9%
	2016 -->	10,623,374	0	10,623,374	1.0%	93,020,750	30,953	93,493,768	0.8%
Commercial Land Rent	2017 -->	8,050,426	20	8,050,733	0.8%	81,107,176	20	81,107,482	0.7%
	2016 -->	8,332,552	0	8,332,552	0.8%	72,517,481	0	72,517,481	0.6%
Government Buildings Rent	2017 -->	231,120	0	231,120	0.0%	2,539,080	0	2,539,080	0.0%
	2016 -->	292,123	0	292,123	0.0%	3,157,325	0	3,157,325	0.0%
Industrial Land Rent	2017 -->	569,557	0	569,557	0.1%	6,188,095	0	6,188,095	0.1%
	2016 -->	232,497	0	232,497	0.0%	2,402,785	0	2,402,785	0.0%
Long-term Agricultural Leased Islands Rent	2017 -->	1,494,654	0	1,494,654	0.2%	10,167,735	44,360	10,847,725	0.1%
	2016 -->	1,615,839	0	1,615,839	0.1%	12,558,524	30,953	13,031,542	0.1%
Uninhabited Islands Rent	2017 -->	80,446	0	80,446	0.0%	3,868,452	0	3,868,452	0.0%
	2016 -->	144,363	0	144,363	0.0%	2,318,636	0	2,318,636	0.0%
Other Non-Tourism Property Income	2017 -->	6,000	0	6,000	0.0%	66,000	0	66,000	0.0%
	2016 -->	6,000	0	6,000	0.0%	66,000	0	66,000	0.0%
Proceeds from Sale of Assets	2017 -->	1,477,410	0	1,477,410	0.1%	17,990,493	0	17,990,493	0.2%
	2016 -->	670,883	0	670,883	0.1%	6,591,098	0	6,591,098	0.1%
Sale of Government Land	2017 -->	1,417,491	0	1,417,491	0.1%	17,432,565	0	17,432,565	0.1%
	2016 -->	594,957	0	594,957	0.1%	6,031,973	0	6,031,973	0.1%
Other Proceeds from Sale of Assets	2017 -->	59,919	0	59,919	0.0%	557,928	0	557,928	0.0%
	2016 -->	75,926	0	75,926	0.0%	559,124	0	559,124	0.0%
Resident Permit	2017 -->	15,464,640	0	15,464,640	1.6%	187,172,370	0	187,172,370	1.6%
	2016 -->	20,560,870	0	20,560,870	1.9%	191,445,310	0	191,445,310	1.7%
Royalties	2017 -->	6,982,522	747	6,993,983	0.7%	54,665,837	5,782	54,754,506	0.5%
	2016 -->	6,108,035	0	6,108,035	0.6%	54,709,801	8,393	54,838,398	0.5%
Duty Free Royalty	2017 -->	6,982,522	0	6,982,522	0.7%	53,999,914	0	53,999,914	0.5%
	2016 -->	6,060,230	0	6,060,230	0.5%	53,790,155	0	53,790,155	0.5%
Fuel Re-export Royalty	2017 -->	0	747	11,461	0.0%	665,923	5,782	754,592	0.0%
	2016 -->	47,805	0	47,805	0.0%	919,646	8,393	1,048,244	0.0%